

[www.dsvv.ac.in](http://www.dsvv.ac.in)



# देव संस्कृति विश्वविद्यालय DEV SANSKRITI VISHWAVIDYALAYA

Gayatrikunj - Shantikunj, Haridwar -249411 (India)  
email: [info@dsvv.ac.in](mailto:info@dsvv.ac.in) • web: [www.dsvv.ac.in](http://www.dsvv.ac.in)

## Criteria 1

**1.4.1: Structured feedback for curriculum and its transaction is regularly obtained from stakeholders like Students, Teachers, Employers, Alumni, Academic peers etc., and Feedback processes of the institution**

### Student Feedback on Courses



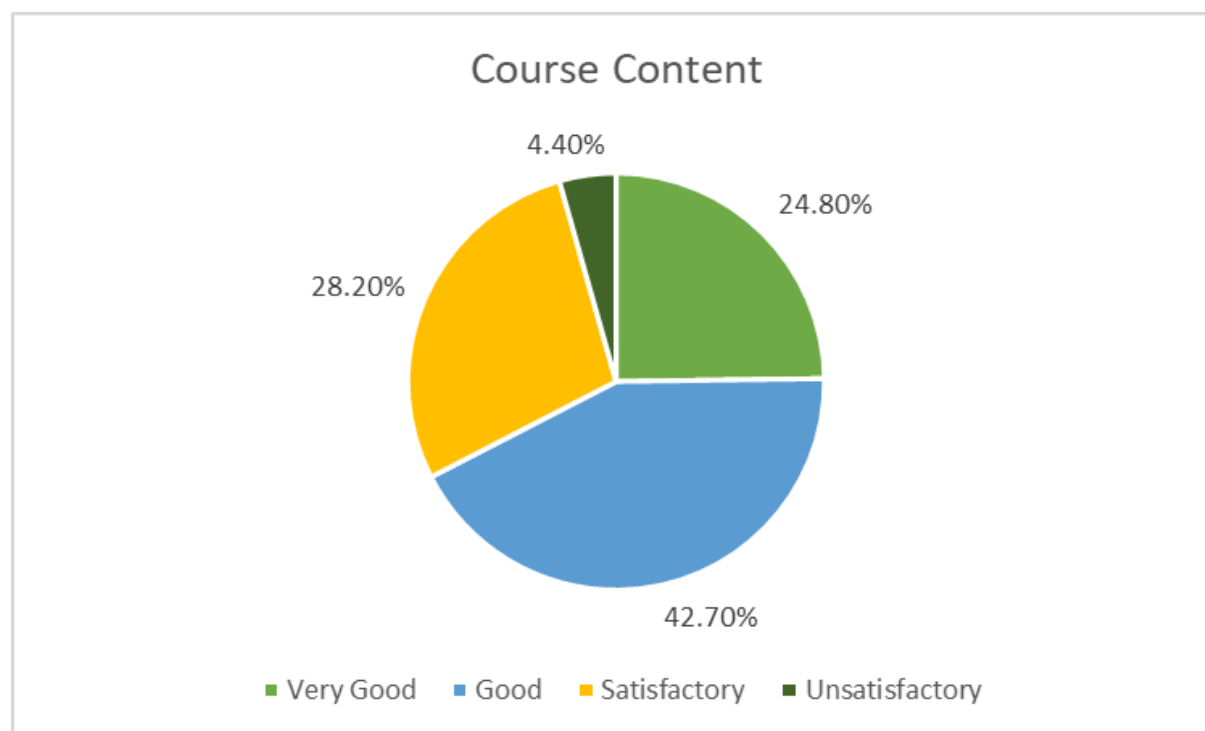
# Student Feedback on Courses

S.N.	Aspect	Very Good	Good	Satisfactory	Unsatisfactory
1	Course Content	24.8%	42.7%	28.2%	4.4%
2	Adequacy of Course Content	17.4%	52.1%	27.3%	3.2%
3	Scope for Innovative Teaching Methods	26.6%	31.7%	32.1%	9.4%
4	Learning Value	26.6%	35.3%	31.7%	6.4%
5	Availability of Reading Material	37.4%	31.7%	22.2%	8.7%
6	Overall Rating	19.7%	51.6%	25.7%	2.1%

## Overview

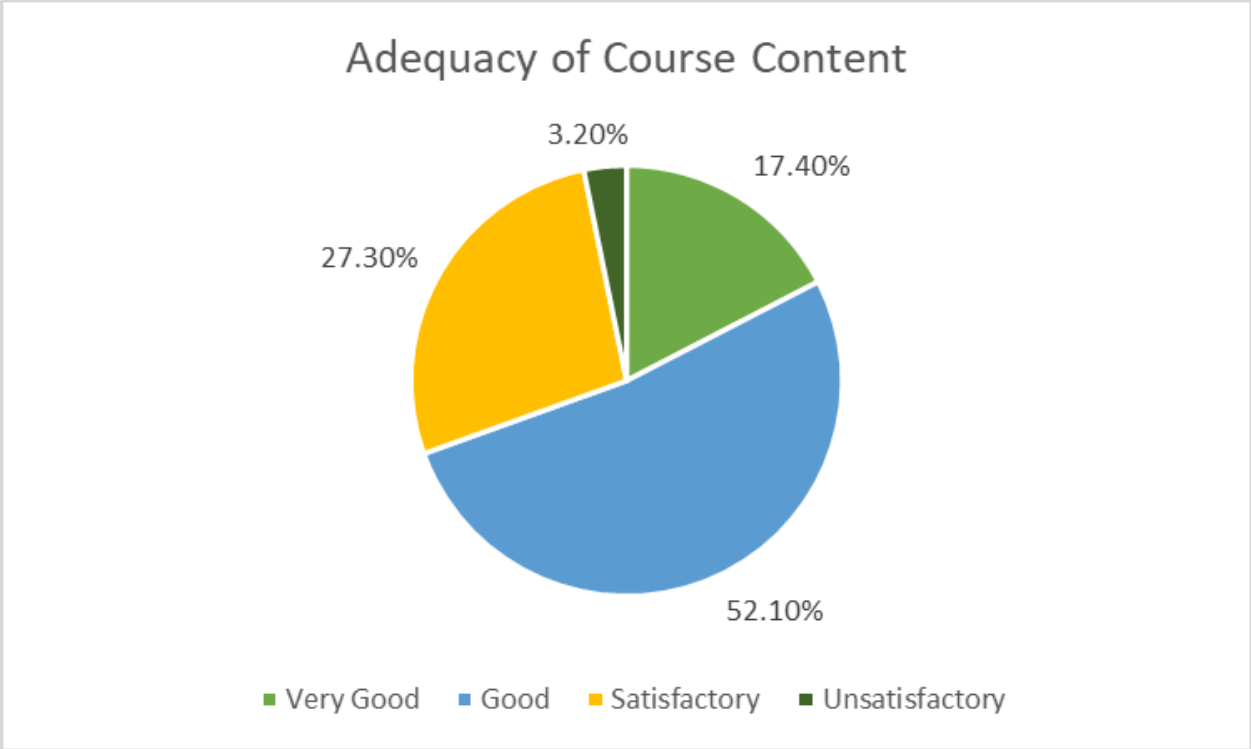
The student satisfaction survey conducted among 436 students from diverse departments at Dev Sanskriti University reflects overall opinions on the courses offered, including aspects like course content, teaching methods, learning value, and availability of resources. This report synthesizes the key findings based on statistical analysis. The aim is to derive actionable insights to enhance the learning experience and address areas for improvement.

## Key Aspects and Insights



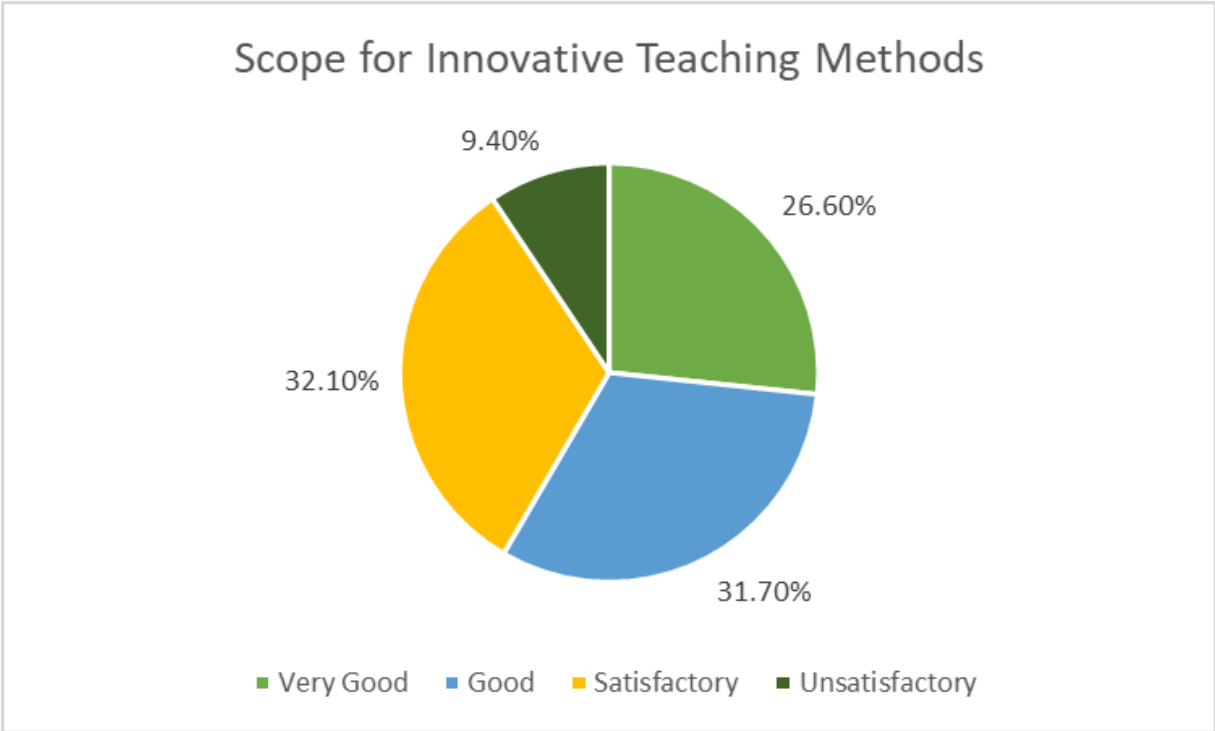
### 1. Course Content

**Insight:** A significant majority (67.5%) of students rated the course content as "Good" or "Very Good," indicating that the university's curriculum meets the educational expectations of many students. However, 28.2% find it only satisfactory, which calls for potential curriculum revisions to meet evolving educational standards.



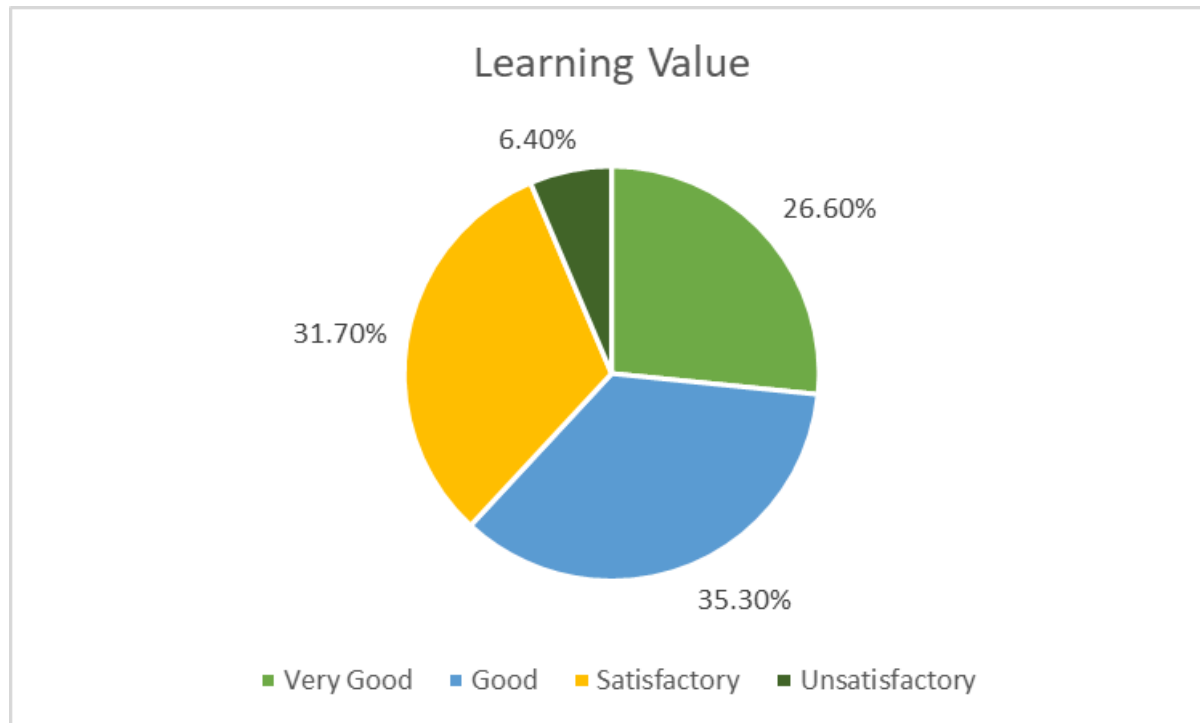
### 2. Adequacy of Course Content

**Insight:** A combined 69.5% of students rated the adequacy of the course content as "Good" or "Very Good," showing overall satisfaction. Nevertheless, 27.3% indicated the adequacy as merely satisfactory, suggesting a need for adjustments to better align the content with student needs and industry standards.



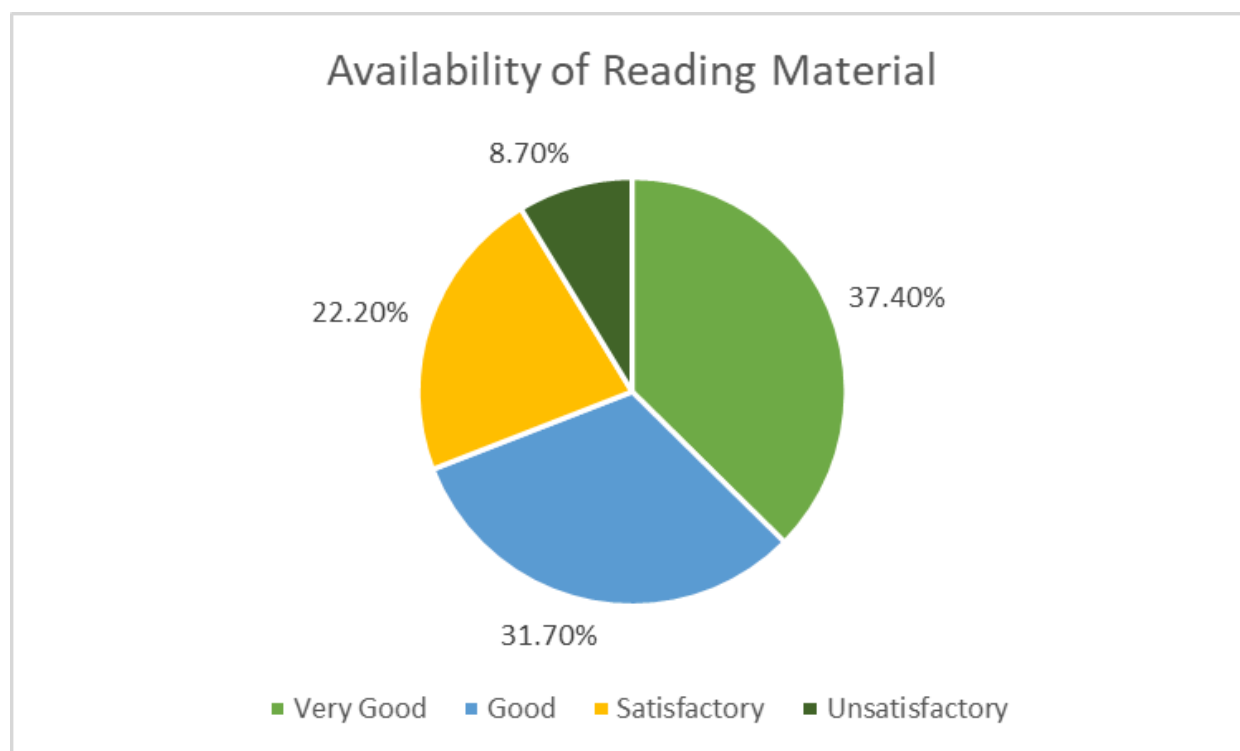
### 3. Scope for Innovative Teaching Methods

**Insight:** The university has a promising 58.3% of students who perceive good or very good scope for innovative teaching methods. However, 32.1% rated it as satisfactory, and a notable 9.4% find it unsatisfactory. The university could benefit from incorporating more diverse and interactive teaching strategies to keep up with global educational trends.



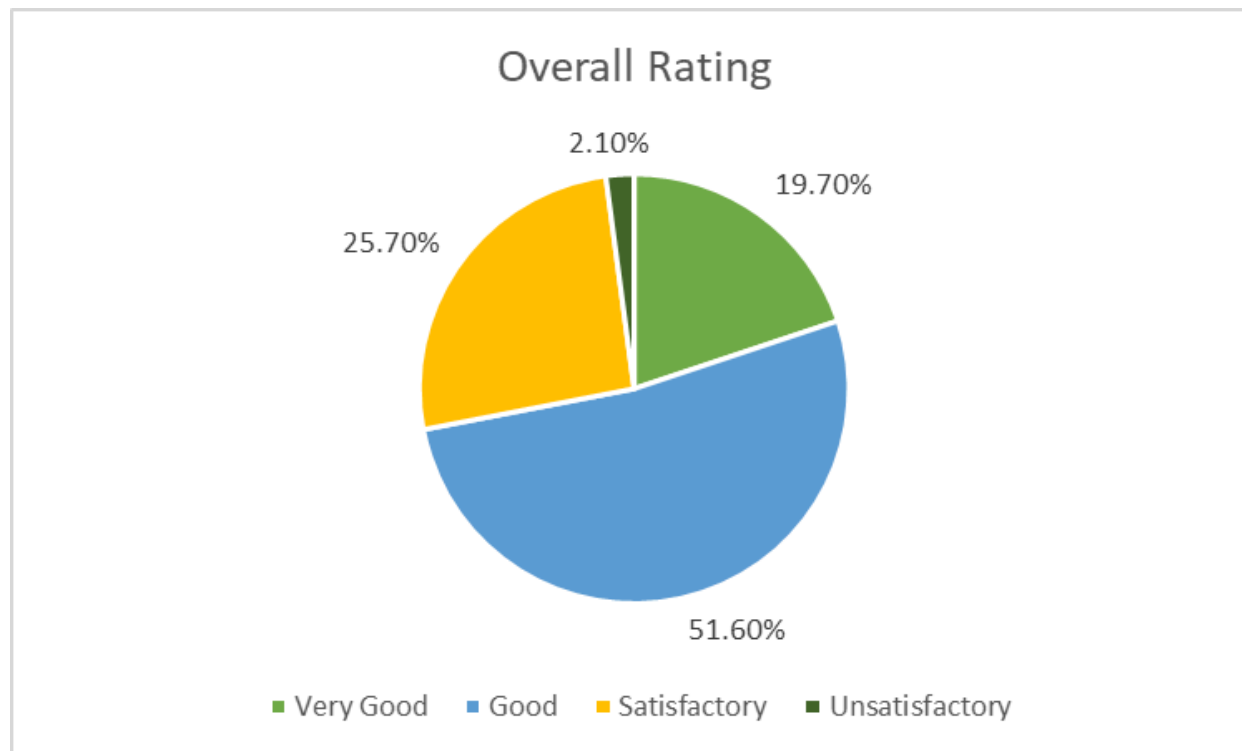
#### 4. Learning Value

**Insight:** The overall learning value derived from courses is positive, with 61.9% of students rating it as "Good" or "Very Good." However, with 31.7% finding it satisfactory and 6.4% rating it as unsatisfactory, there is a need for improving learning outcomes by revisiting course objectives, teaching methodologies, and practical applications.



#### 5. Availability of Reading Material

**Insight:** Availability of reading material scored well, with 69.1% of students rating it positively. The university should maintain or enhance access to comprehensive reading resources, while addressing the needs of the 8.7% who found the materials insufficient.



## 6. Overall Rating

**Insight:** Overall satisfaction is moderate, with 71.3% of students providing a positive evaluation. While this is encouraging, there is still a substantial portion (25.7%) who feel the courses are merely satisfactory, suggesting room for quality enhancement in both content and delivery.

## Overall Impression

1. **High Satisfaction with Reading Material:** A considerable 69.1% of students rate the availability of reading material as "Good" or "Very Good." This reflects positively on the university's effort to provide essential academic resources to support student learning.
2. **Positive Learning Value:** More than 60% of students are satisfied with the learning value of the courses. This highlights the university's efforts in delivering educational content that meets a significant portion of student expectations.
3. **Innovative Teaching Potential:** About 58.3% of students see potential in innovative teaching methods, which reflects a forward-thinking approach in pedagogy.
4. **Leverage Technology for Interactive Learning:** The university can invest in digital tools like online simulations, virtual labs, and multimedia content to engage students better and increase the satisfaction with teaching methods.
5. **Curriculum Development:** Based on feedback, revising the curriculum to align more with industry standards and student expectations can enhance the learning experience, particularly for students rating the course content as merely satisfactory.
6. **Faculty Training:** Further training on innovative teaching methods, perhaps focusing on blended learning or flipped classroom techniques, can address the demand for greater creativity in pedagogy.
7. **Diverse Student Expectations:** Catering to a wide array of programs and departments means the university must balance general and specialized content, which can be difficult to standardize across such a varied student body.
8. **Resource Limitations:** While reading material availability is good, ensuring equal access to high-quality resources for all courses remains a challenge, as indicated by the 8.7% of unsatisfied students.

9. **Maintaining Consistent Quality:** As the student population grows, ensuring that teaching methods and course content remain engaging and up-to-date across all departments will require continuous effort from both administration and faculty.

## Conclusion

The student feedback survey presents a generally positive outlook, with the majority of students satisfied with the university's courses and resources. However, there are areas for improvement, particularly in the curriculum's depth, teaching innovation, and practical application. Addressing these issues through faculty training, curriculum revision, and technology integration can help the university maintain high academic standards and continue meeting student expectations.

### Action Taken Report on the feedback given by the Students

Subject: Student Feedback on Course and Teaching Effectiveness

Overview		Action Taken
Reading Material	69.1% of students rated the availability of reading materials as "Good" or "Very Good." The university has consistently provided necessary academic resources. Action will be taken to ensure reading material availability across all departments, addressing the concerns of the 8.7% of unsatisfied students.	The Librarian needs to be informed about the availability of the Reading resources and to check out with the students on a regular basis to minimize the dis-satisfaction among the availability of the resources.
Learning Value	Over 60% of students expressed satisfaction with the learning value of the courses. The university will continue to focus on enhancing course quality to meet or exceed expectations	Academic audit is must and to ensure the efforts to maintain the learning value of the courses.
Teaching Methods	58.3% of students acknowledged the potential of innovative teaching methods. Plans to implement more digital tools such as online simulations, virtual labs, and multimedia resources will be explored to foster interactive learning environments	The University needs to look into more Digital Tools to ensure innovative teaching methods. Digital Labs are introduced. Usage of Multimedia resources needs to be incorporated more in teaching and learning.
Curriculum Development	Based on student feedback, the curriculum will be reviewed and updated to better align with industry standards and student interests. This aims to improve satisfaction among students who rated the course content as merely satisfactory.	The NEP 2020 is completely implemented and it will ensure the better understanding related with the Industry standards and students interest.
Faculty Development	Faculty training will be enhanced, with a focus on innovative teaching strategies such as blended learning and flipped classrooms. This is intended to improve creativity in pedagogy and respond to student demand for engaging teaching methods.	This needs to be addressed more on the Prominency. Blending Learning and flipped Classrooms needs to be a part of Faculties teaching Pedagogy.

Diverse Student Needs	The university recognizes the challenge of catering to varied programs and departments. A balance between general and specialized content will be sought to meet diverse student expectations.	The Deans (School), Dean (Faculty), The Heads need to address the situation on the Departmental level.
-----------------------	--	--