

www.dsvv.ac.in



देव संस्कृति विश्वविद्यालय DEV SANSKRITI VISHWAVIDYALAYA

Gayatrikunj - Shantikunj, Haridwar -249411 (India)
email: info@dsvv.ac.in • web: www.dsvv.ac.in

Criteria 1

1.4.1: Structured feedback for curriculum and its transaction is regularly obtained from stakeholders like Students, Teachers, Employers, Alumni, Academic peers etc., and Feedback processes of the institution

Feedback/Suggestions from Parents



Feedback/Suggestions from Parents

The feedback from parents regarding Dev Sanskriti University offers valuable insights into various areas of strength and potential improvement. Here's a holistic interpretation:

Strengths

1. **Spiritual and Holistic Education:** Many parents expressed deep appreciation for the university's contribution to their children's holistic development. Words like "amazing," "best university," and praise for the spiritual mission and vision suggest that the university's focus on overall well-being resonates strongly.
2. **Student Development:** There are repeated mentions of the university fostering energy, strength, and preparing students to become good citizens, which indicates that parents value the moral and ethical grounding provided by the institution.
3. **Support for New Initiatives:** Some parents acknowledged initiatives like offering English-speaking courses and expressed openness to expanding the university model to their own regions, showcasing a desire to replicate the holistic approach elsewhere.

Areas for Improvement

1. **Mess Food:** A dominant concern across the feedback was the quality of food provided in the mess. Many comments mentioned the need for better taste and healthier food, with some serious concerns raised about food safety, including instances of food poisoning. Parents suggested improving the overall quality, ensuring cleanliness, and providing three meals a day.
2. **Administrative Issues:** Some feedback touched on challenges with administrative processes, particularly regarding student leave management and the efficiency of administrative staff. This suggests a need for better communication and smoother operations within the administrative sector.
3. **Faculty and Teaching:** A few parents emphasized the need for well-educated teachers and more interactive classes. There was also a call for younger, dynamic faculty members, especially in some departments like Mathematics, where faculty numbers seem insufficient. Another suggestion was to reduce the number of assignments, group discussions, and presentations to a manageable level.
4. **Medical and Health Facilities:** Health services on campus were another area of concern. Some feedback suggested improving health facilities, ensuring qualified

doctors are available to handle medical emergencies, and addressing recent incidents of food-related health issues.

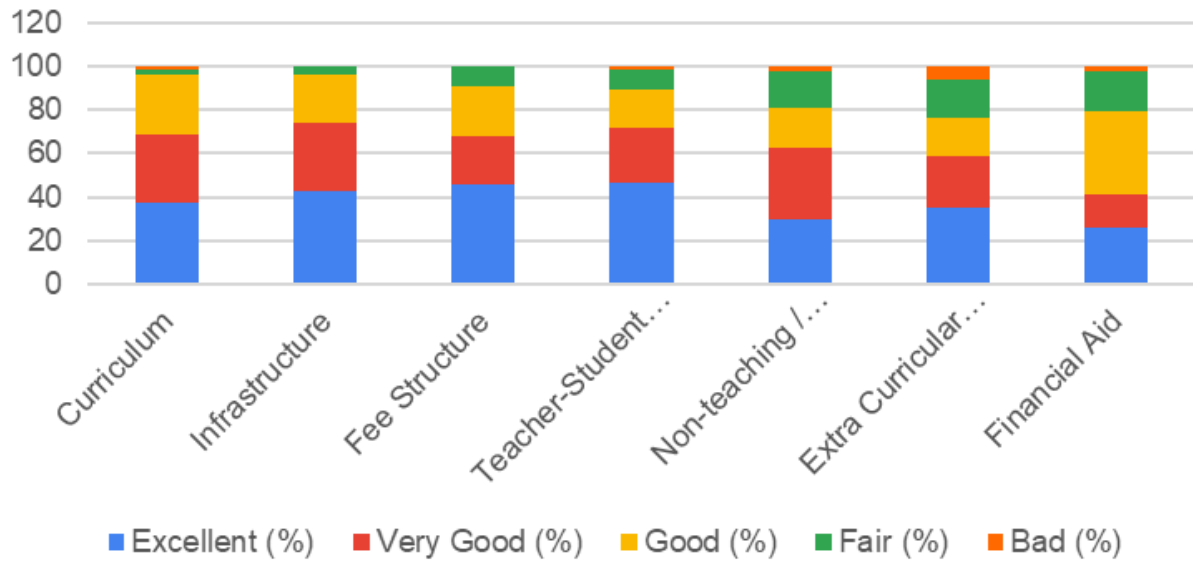
5. **Student Engagement:** Parents recommended providing opportunities to relax and refresh students' minds, such as trips, and reducing evening prayer sessions to make the schedule more balanced. They also suggested adding UPSC coaching after BA for those who are interested, as well as creating more courses in areas like medicine.
6. **Discipline and Safety:** A few comments stressed the need for stricter mobile phone usage rules to prevent students from straying into harmful behavior, along with more disciplined clerical staff.

Conclusion and Recommendations

The feedback reflects both satisfaction with the university's mission and areas where tangible improvements could enhance student experience. Addressing concerns about food quality, improving administrative efficiency, providing better health services, and fostering more interactive learning environments can significantly enhance parent satisfaction. Furthermore, expanding extracurricular and academic opportunities (such as UPSC coaching) and improving faculty recruitment could help maintain and improve the university's reputation for nurturing well-rounded individuals.

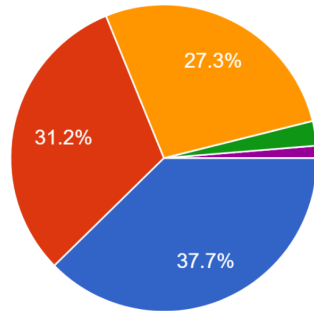
Aspect	Excellent (%)	Very Good (%)	Good (%)	Fair (%)	Bad (%)
Curriculum	37.7	31.2	27.3	2.6	1.3
Infrastructure	42.9	31.2	22.1	3.9	0
Fee Structure	45.5	22.1	23.4	9.1	0
Teacher-Student Relation	46.8	24.7	18.2	9.1	1.3
Non-teaching / Staff- Student relation	29.9	32.5	18.2	16.9	2.6
Extra Curricular Activities	35.1	23.4	18.2	16.9	6.5
Financial Aid	26	15.6	37.7	18.2	2.6

Parents Feedback on various University Aspects



Curriculum करिकुलम (सिलेबस)

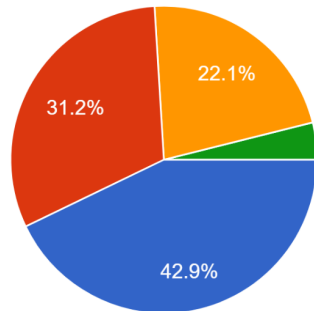
77 responses



- 5 - Excellent (उत्कृष्ट)
- 4 - Very Good (बहुत अच्छा)
- 3 - Good (अच्छा)
- 2 - Fair (ठीक)
- 1 - Bad (बुरा)

Infrastructure (इंफ्रास्ट्रुचर)

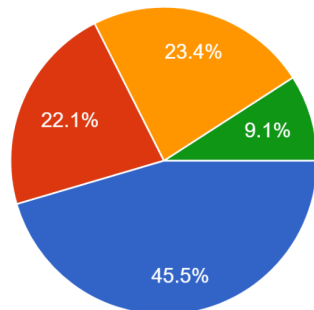
77 responses



- 5 - Excellent (उत्कृष्ट)
- 4 - Very Good (बहुत अच्छा)
- 3 - Good (अच्छा)
- 2 - Fair (ठीक)
- 1 - Bad (बुरा)

Fee Structure (फीस का स्वरुप)

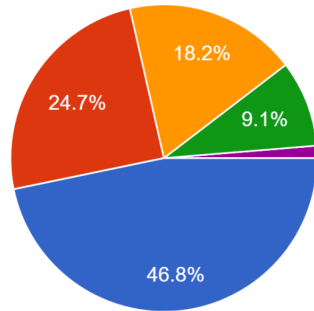
77 responses



- 5 - Excellent (उत्कृष्ट)
- 4 - Very Good (बहुत अच्छा)
- 3 - Good (अच्छा)
- 2 - Fair (ठीक)
- 1 - Bad (बुरा)

Teacher-Student Relation (टीचर स्टूडेंट के आपसी सम्बन्ध)

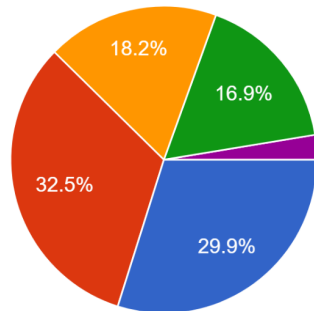
77 responses



- 5 - Excellent (उत्कृष्ट)
- 4 - Very Good (बहुत अच्छा)
- 3 - Good (अच्छा)
- 2 - Fair (ठीक)
- 1 - Bad (बुरा)

Non-Teaching/Staff-Student Relation (नॉन टीचिंग/स्टाफ स्टूडेंट के आपसी सम्बन्ध)

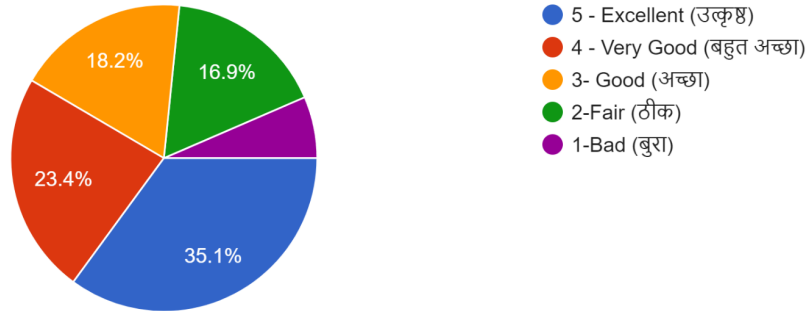
77 responses



- 5 - Excellent (उत्कृष्ट)
- 4 - Very Good (बहुत अच्छा)
- 3 - Good (अच्छा)
- 2 - Fair (ठीक)
- 1 - Bad (बुरा)

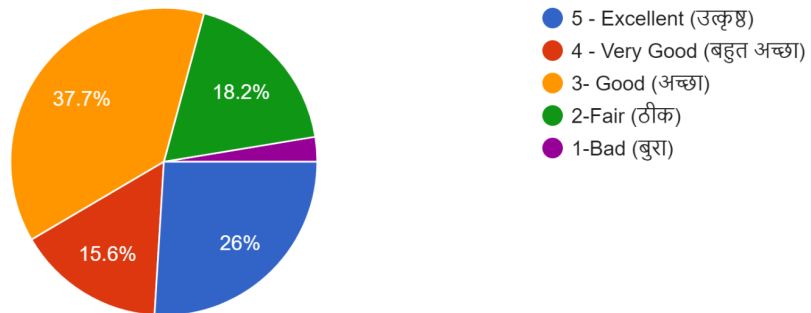
Extra-Curricular Activities (अध्ययन के अतिरिक्त अन्य गतिविधियां)

77 responses



Financial Aid (Free Freeship Etc.) (वित्तीय सहायता/ फीस माफ़ी)

77 responses



Action Taken Report - Parents feedback

Aspects	Statistical	Action Taken
Curriculum	37.7% rated the curriculum as excellent, indicating overall satisfaction. However, a combined 31.2% rated it as very good, and 27.3% as good, suggesting room for improvement in engagement or course content.	The parents feel that the curriculum is good enough however the Dean Academics, Dean School and Head of Departments needs to be more focused on timely updating of the contents.
Infrastructure	Infrastructure received strong positive feedback, with 42.9% marking it as excellent. The minimal fair (3.9%) and no bad ratings demonstrate that facilities are mostly satisfactory.	Infrastructure is adequate in nature and needs to be updated on a regular basis
Fee Structure	45.5% of respondents rated the fee structure as excellent. However, 9.1% found it fair, indicating concerns that may be explored through further financial reviews and adjustments.	The Fee structure is highly appreciated by the Parents and it needs to be updated as and when required.
Teacher-Student Relation	With 46.8% marking excellent, teacher-student relationships are strong. A small percentage (10.4%) marked fair or bad, suggesting a need for closer mentoring for certain groups of students.	Although the Teacher -student relation is good enough, there is a scope of betterment. The administrative members look into it and can be addressed with the help of Proctor Team.
Non-teaching Staff-Student Relation	29.9% rated non-teaching staff relations as excellent, but 19.5% rated them as fair or bad, highlighting a need for improved communication and service training for support staff	Non Teaching staff needs to be trained more to have a better relation with the Staff-student relations.

Extra Curricular Activities	35.1% rated extracurricular activities as excellent, though 16.9% rated them fair, and 6.5% bad, pointing to a need for diversification and improvement in the range and quality of activities	The Bad percentage of extra curricular activities needs to be reviewed and to ensure the same to convert it into a new and positive perspective.
Financial Aid	Financial aid ratings are mixed, with only 26% rating it as excellent and 18.2% as fair. Additional efforts to increase awareness and availability of financial support may be necessary.	Although 25% of the students are benefited by Pt. Shriram Sharma Acharya Scholarship, additional efforts need to be ensured to help the needy students with the help of Student Welfare department.

This report highlights overall satisfaction with the curriculum, infrastructure, and teacher-student relations while identifying areas for improvement in extracurricular activities, financial aid, and staff-student interactions.