

www.dsvv.ac.in



देव संस्कृति विश्वविद्यालय DEV SANSKRITI VISHWAVIDYALAYA

Gayatrikunj - Shantikunj, Haridwar -249411 (India)
email: info@dsvv.ac.in • web: www.dsvv.ac.in

Criteria 1

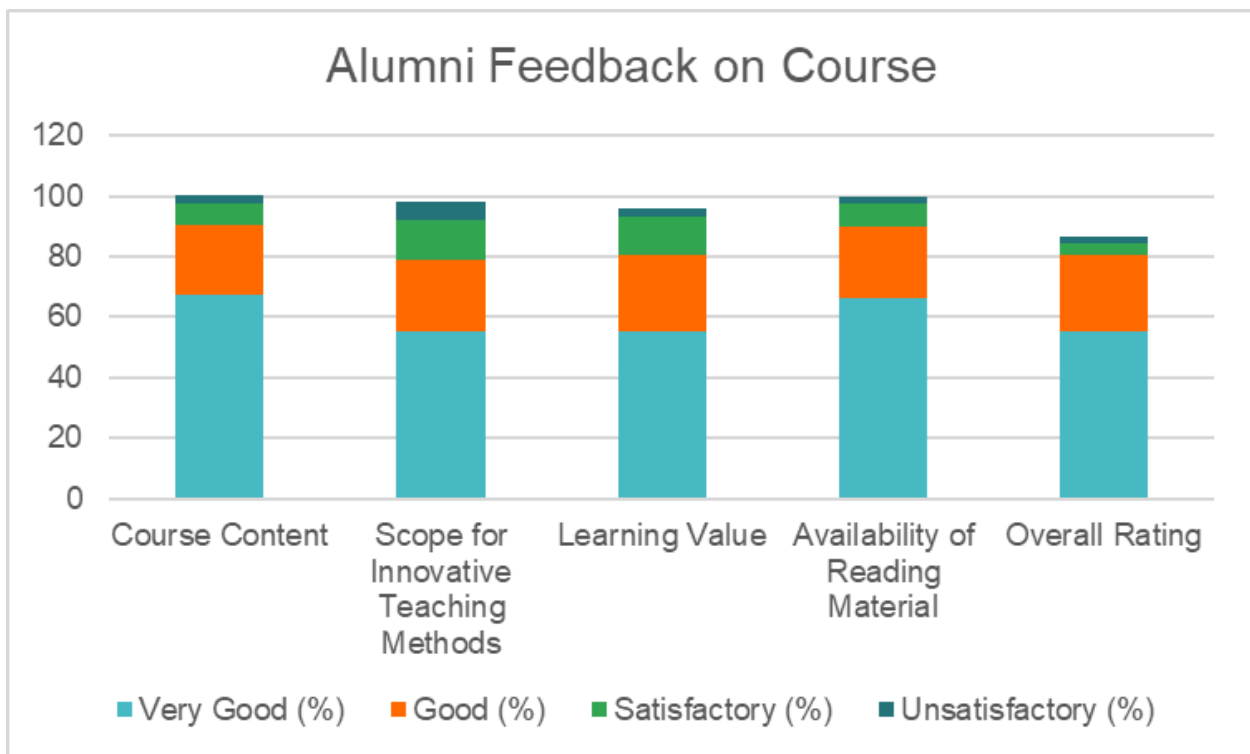
1.4.1: Structured feedback for curriculum and its transaction is regularly obtained from stakeholders like Students, Teachers, Employers, Alumni, Academic peers etc., and Feedback processes of the institution

Alumni Feedback on Course



Alumni Feedback on Course

S.N.	Aspect	Very Good (%)	Good (%)	Satisfactory (%)	Unsatisfactory (%)
1	Course Content	67.3	23.1	7.1	2.6
2	Scope for Innovative Teaching Methods	55.1	23.7	13.5	5.8
3	Learning Value	55.1	25.6	12.2	3.2
4	Availability of Reading Material	66.0	23.7	7.7	2.6
5	Overall Rating	55.1	25.6	3.8	1.9



Overall experience of alumni experience

Insights

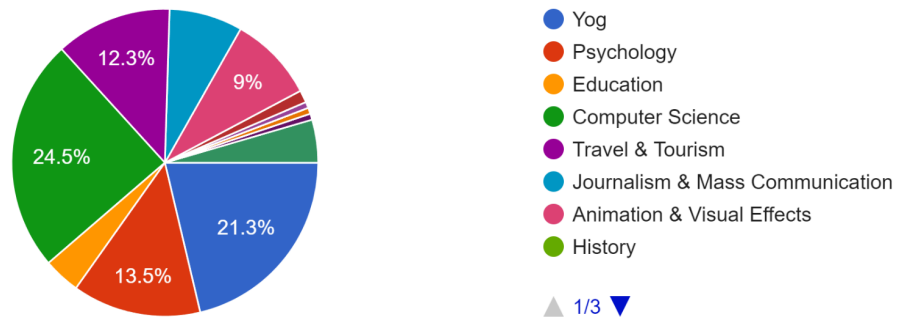
- High satisfaction overall:** With a majority of the responses (about 74%) being 9 or higher, the overall sentiment is overwhelmingly positive. This suggests that the

alumni are highly satisfied with the education and experience they received from the university.

- **Room for improvement:** Though the feedback is largely positive, the 7.5% of alumni who rated their experience poorly (1-3) might indicate isolated issues that could be worth investigating further to ensure all students have a positive experience.

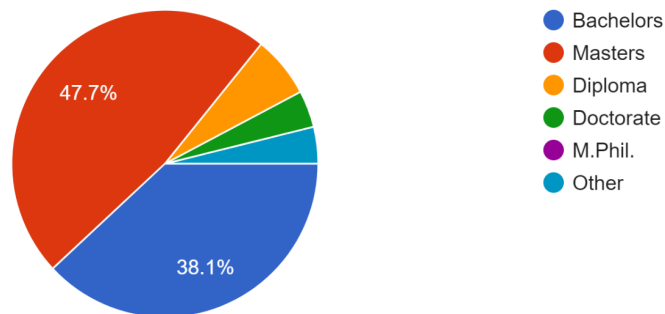
Department

155 responses



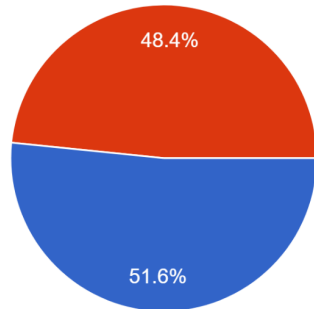
What degree program you completed from DSVV ?

155 responses



Gender

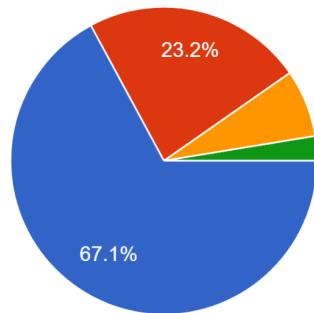
155 responses



- Male
- Female
- Transgender

Course Content

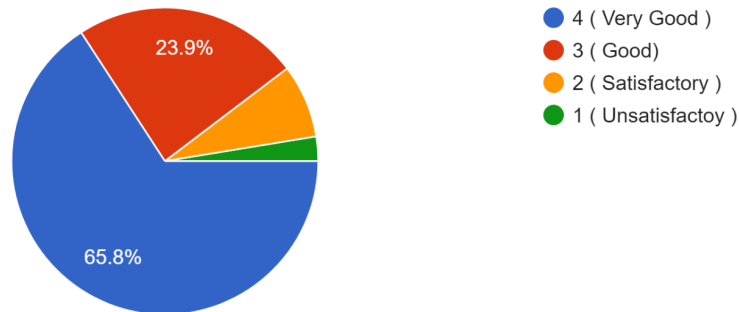
155 responses



- 4 (Very Good)
- 3 (Good)
- 2 (Satisfactory)
- 1 (Unsatisfactory)

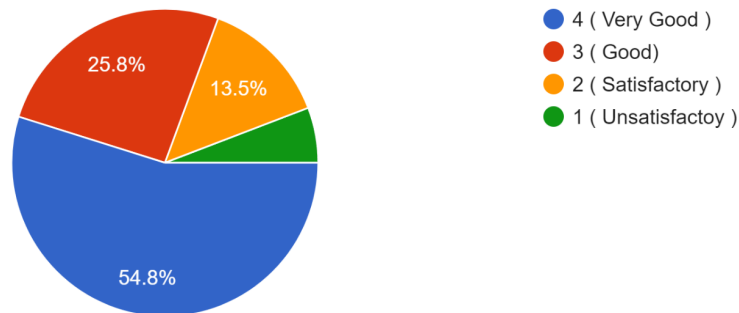
Availability of reading material (Library/Internet/Orthers)

155 responses



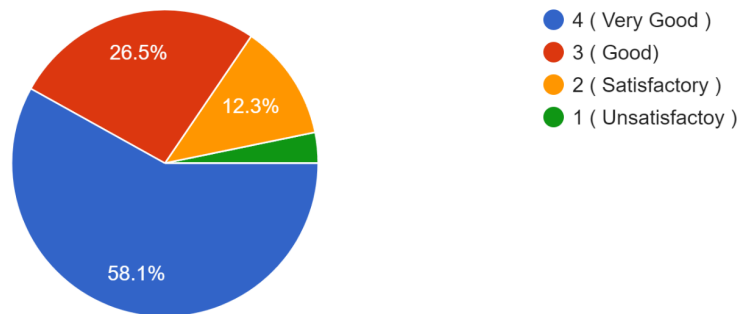
Use of Innovative Teaching Methods (Group Discussion, Field Exercise, Role Play and others)

155 responses



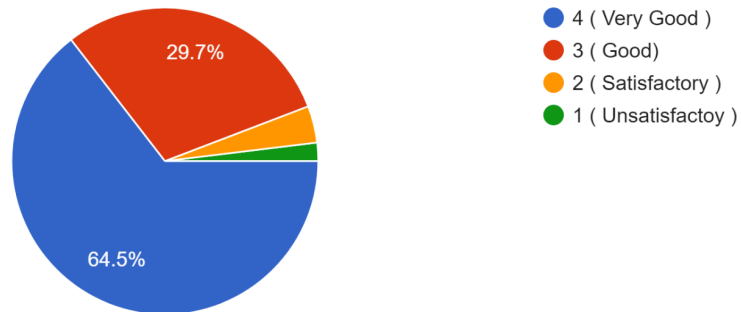
Learning Value (In terms of knowledge, concepts, manual skills, analytical abilities and in broadening one's perspective)

155 responses



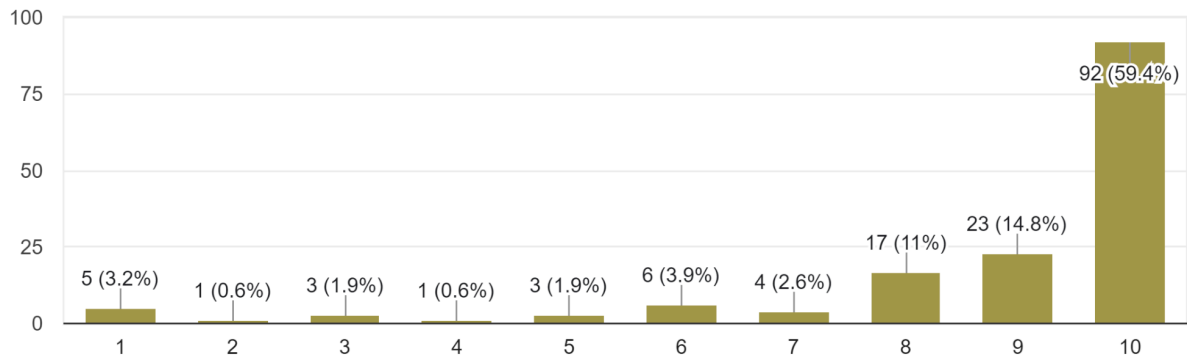
Overall Rating

155 responses



How is your overall experience of studying in DSVV ?

155 responses



Action Taken Report on the Alumni Feedbacks

inputs	Statistics	Action Taken
Course Content	67.3% rated it as Very Good, but 2.6% found it Unsatisfactory	Course content will be reviewed to enhance weaker areas, focusing on addressing specific student concerns to reduce dissatisfaction.
Scope for Innovative Teaching Methods	55.1% rated it as Very Good, while 5.8% rated it as Unsatisfactory.	Faculty development programs will be organized to introduce and implement more innovative teaching techniques.
Learning Value	55.1% rated it as Very Good, while 3.2% rated it as Unsatisfactory	Efforts will be made to reinforce practical applications and relevance of the material to increase the learning value for all students.
Availability of Reading Material	66.0% rated it as Very Good, with 2.6% rating it Unsatisfactory	A comprehensive review of the available resources will be conducted to ensure that all required materials are readily accessible
Overall Rating	55.1% rated it as Very Good, with 1.9% Unsatisfactory.	Continuous improvement plans, based on student feedback, will be initiated to enhance the overall experience.

Summary

Overall, the feedback indicates a strong performance in course content and material availability, with minor improvements needed in teaching methods and learning value. Action steps include faculty development, better access to resources, and ensuring the content addresses all student needs for enhanced satisfaction.

www.dsvv.ac.in



देव संस्कृति विश्वविद्यालय DEV SANSKRITI VISHWAVIDYALAYA

Gayatrikunj - Shantikunj, Haridwar -249411 (India)
email: info@dsvv.ac.in • web: www.dsvv.ac.in

Criteria 1

1.4.1: Structured feedback for curriculum and its transaction is regularly obtained from stakeholders like Students, Teachers, Employers, Alumni, Academic peers etc., and Feedback processes of the institution

Feedback/Suggestions from Parents



Feedback/Suggestions from Parents

The feedback from parents regarding Dev Sanskriti University offers valuable insights into various areas of strength and potential improvement. Here's a holistic interpretation:

Strengths

1. **Spiritual and Holistic Education:** Many parents expressed deep appreciation for the university's contribution to their children's holistic development. Words like "amazing," "best university," and praise for the spiritual mission and vision suggest that the university's focus on overall well-being resonates strongly.
2. **Student Development:** There are repeated mentions of the university fostering energy, strength, and preparing students to become good citizens, which indicates that parents value the moral and ethical grounding provided by the institution.
3. **Support for New Initiatives:** Some parents acknowledged initiatives like offering English-speaking courses and expressed openness to expanding the university model to their own regions, showcasing a desire to replicate the holistic approach elsewhere.

Areas for Improvement

1. **Mess Food:** A dominant concern across the feedback was the quality of food provided in the mess. Many comments mentioned the need for better taste and healthier food, with some serious concerns raised about food safety, including instances of food poisoning. Parents suggested improving the overall quality, ensuring cleanliness, and providing three meals a day.
2. **Administrative Issues:** Some feedback touched on challenges with administrative processes, particularly regarding student leave management and the efficiency of administrative staff. This suggests a need for better communication and smoother operations within the administrative sector.
3. **Faculty and Teaching:** A few parents emphasized the need for well-educated teachers and more interactive classes. There was also a call for younger, dynamic faculty members, especially in some departments like Mathematics, where faculty numbers seem insufficient. Another suggestion was to reduce the number of assignments, group discussions, and presentations to a manageable level.
4. **Medical and Health Facilities:** Health services on campus were another area of concern. Some feedback suggested improving health facilities, ensuring qualified

doctors are available to handle medical emergencies, and addressing recent incidents of food-related health issues.

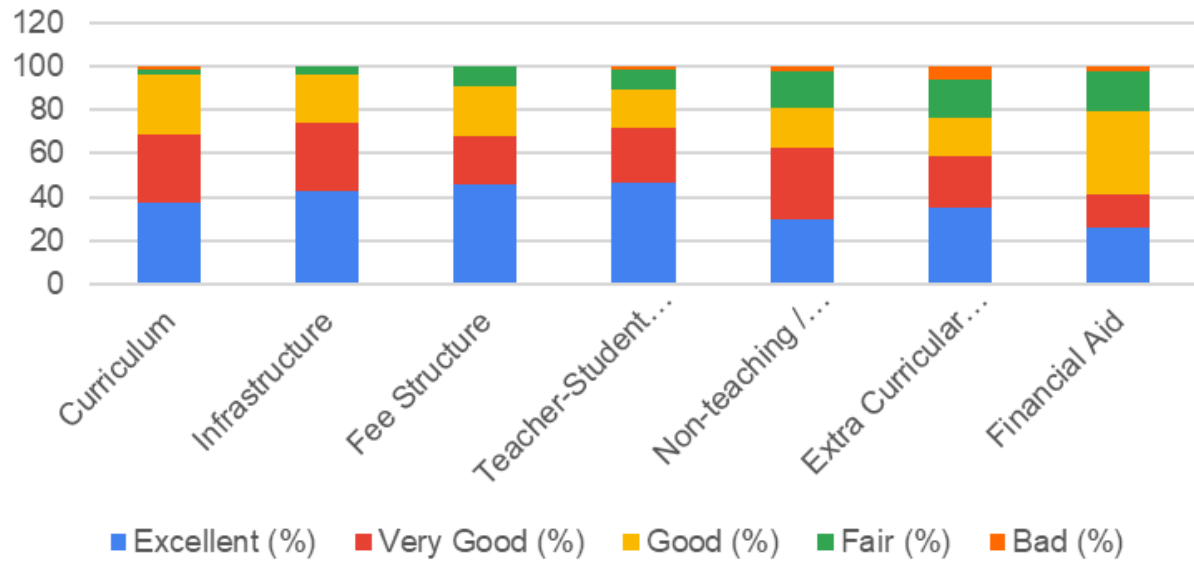
5. **Student Engagement:** Parents recommended providing opportunities to relax and refresh students' minds, such as trips, and reducing evening prayer sessions to make the schedule more balanced. They also suggested adding UPSC coaching after BA for those who are interested, as well as creating more courses in areas like medicine.
6. **Discipline and Safety:** A few comments stressed the need for stricter mobile phone usage rules to prevent students from straying into harmful behavior, along with more disciplined clerical staff.

Conclusion and Recommendations

The feedback reflects both satisfaction with the university's mission and areas where tangible improvements could enhance student experience. Addressing concerns about food quality, improving administrative efficiency, providing better health services, and fostering more interactive learning environments can significantly enhance parent satisfaction. Furthermore, expanding extracurricular and academic opportunities (such as UPSC coaching) and improving faculty recruitment could help maintain and improve the university's reputation for nurturing well-rounded individuals.

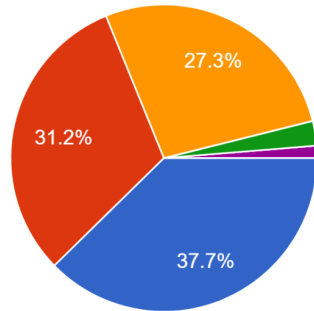
Aspect	Excellent (%)	Very Good (%)	Good (%)	Fair (%)	Bad (%)
Curriculum	37.7	31.2	27.3	2.6	1.3
Infrastructure	42.9	31.2	22.1	3.9	0
Fee Structure	45.5	22.1	23.4	9.1	0
Teacher-Student Relation	46.8	24.7	18.2	9.1	1.3
Non-teaching / Staff- Student relation	29.9	32.5	18.2	16.9	2.6
Extra Curricular Activities	35.1	23.4	18.2	16.9	6.5
Financial Aid	26	15.6	37.7	18.2	2.6

Parents Feedback on various University Aspects



Curriculum करिकुलम (सिलेबस)

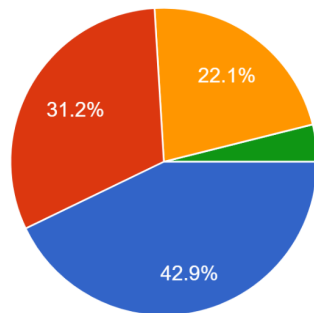
77 responses



- 5 - Excellent (उत्कृष्ट)
- 4 - Very Good (बहुत अच्छा)
- 3 - Good (अच्छा)
- 2 - Fair (ठीक)
- 1 - Bad (बुरा)

Infrastructure (इंफ्रास्ट्रुचर)

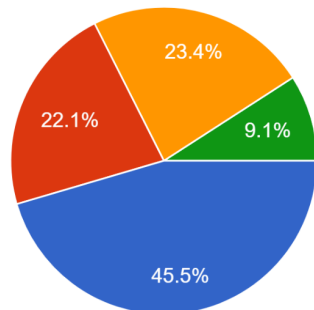
77 responses



- 5 - Excellent (उत्कृष्ट)
- 4 - Very Good (बहुत अच्छा)
- 3 - Good (अच्छा)
- 2 - Fair (ठीक)
- 1 - Bad (बुरा)

Fee Structure (फीस का स्वरुप)

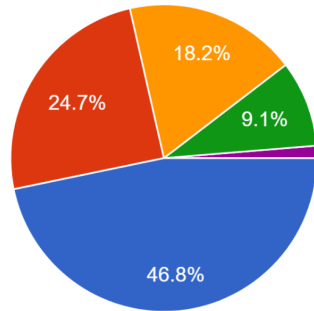
77 responses



- 5 - Excellent (उत्कृष्ट)
- 4 - Very Good (बहुत अच्छा)
- 3 - Good (अच्छा)
- 2 - Fair (ठीक)
- 1 - Bad (बुरा)

Teacher-Student Relation (टीचर स्टूडेंट के आपसी सम्बन्ध)

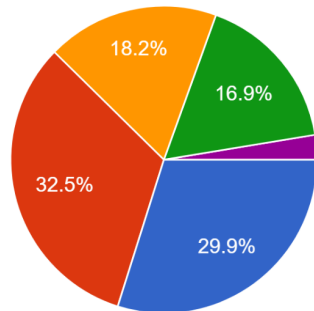
77 responses



- 5 - Excellent (उत्कृष्ट)
- 4 - Very Good (बहुत अच्छा)
- 3 - Good (अच्छा)
- 2 - Fair (ठीक)
- 1 - Bad (बुरा)

Non-Teaching/Staff-Student Relation (नॉन टीचिंग/स्टाफ स्टूडेंट के आपसी सम्बन्ध)

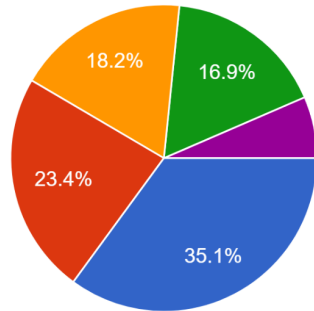
77 responses



- 5 - Excellent (उत्कृष्ट)
- 4 - Very Good (बहुत अच्छा)
- 3 - Good (अच्छा)
- 2 - Fair (ठीक)
- 1 - Bad (बुरा)

Extra-Curricular Activities (अध्ययन के अतिरिक्त अन्य गतिविधियां)

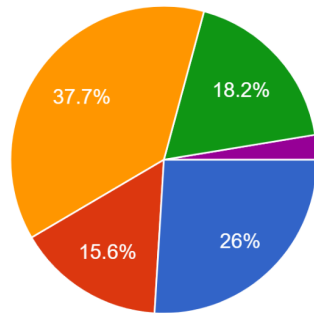
77 responses



- 5 - Excellent (उत्कृष्ट)
- 4 - Very Good (बहुत अच्छा)
- 3 - Good (अच्छा)
- 2 - Fair (ठीक)
- 1 - Bad (बुरा)

Financial Aid (Free Freeship Etc.) (वित्तीय सहायता/ फीस माफ़ी)

77 responses



- 5 - Excellent (उत्कृष्ट)
- 4 - Very Good (बहुत अच्छा)
- 3 - Good (अच्छा)
- 2 - Fair (ठीक)
- 1 - Bad (बुरा)

Action Taken Report - Parents feedback

Aspects	Statistical	Action Taken
Curriculum	37.7% rated the curriculum as excellent, indicating overall satisfaction. However, a combined 31.2% rated it as very good, and 27.3% as good, suggesting room for improvement in engagement or course content.	The parents feel that the curriculum is good enough however the Dean Academics, Dean School and Head of Departments needs to be more focused on timely updating of the contents.
Infrastructure	Infrastructure received strong positive feedback, with 42.9% marking it as excellent. The minimal fair (3.9%) and no bad ratings demonstrate that facilities are mostly satisfactory.	Infrastructure is adequate in nature and needs to be updated on a regular basis
Fee Structure	45.5% of respondents rated the fee structure as excellent. However, 9.1% found it fair, indicating concerns that may be explored through further financial reviews and adjustments.	The Fee structure is highly appreciated by the Parents and it needs to be updated as and when required.
Teacher-Student Relation	With 46.8% marking excellent, teacher-student relationships are strong. A small percentage (10.4%) marked fair or bad, suggesting a need for closer mentoring for certain groups of students.	Although the Teacher -student relation is good enough, there is a scope of betterment. The administrative members look into it and can be addressed with the help of Proctor Team.
Non-teaching Staff-Student Relation	29.9% rated non-teaching staff relations as excellent, but 19.5% rated them as fair or bad, highlighting a need for improved communication and service training for support staff	Non Teaching staff needs to be trained more to have a better relation with the Staff-student relations.

Extra Curricular Activities	35.1% rated extracurricular activities as excellent, though 16.9% rated them fair, and 6.5% bad, pointing to a need for diversification and improvement in the range and quality of activities	The Bad percentage of extra curricular activities needs to be reviewed and to ensure the same to convert it into a new and positive perspective.
Financial Aid	Financial aid ratings are mixed, with only 26% rating it as excellent and 18.2% as fair. Additional efforts to increase awareness and availability of financial support may be necessary.	Although 25% of the students are benefited by Pt. Shriram Sharma Acharya Scholarship, additional efforts need to be ensured to help the needy students with the help of Student Welfare department.

This report highlights overall satisfaction with the curriculum, infrastructure, and teacher-student relations while identifying areas for improvement in extracurricular activities, financial aid, and staff-student interactions.

www.dsvv.ac.in



देव संस्कृति विश्वविद्यालय DEV SANSKRITI VISHWAVIDYALAYA

Gayatrikunj - Shantikunj, Haridwar -249411 (India)
email: info@dsvv.ac.in • web: www.dsvv.ac.in

Criteria 1

1.4.1: Structured feedback for curriculum and its transaction is regularly obtained from stakeholders like Students, Teachers, Employers, Alumni, Academic peers etc., and Feedback processes of the institution

Student Feedback on Courses



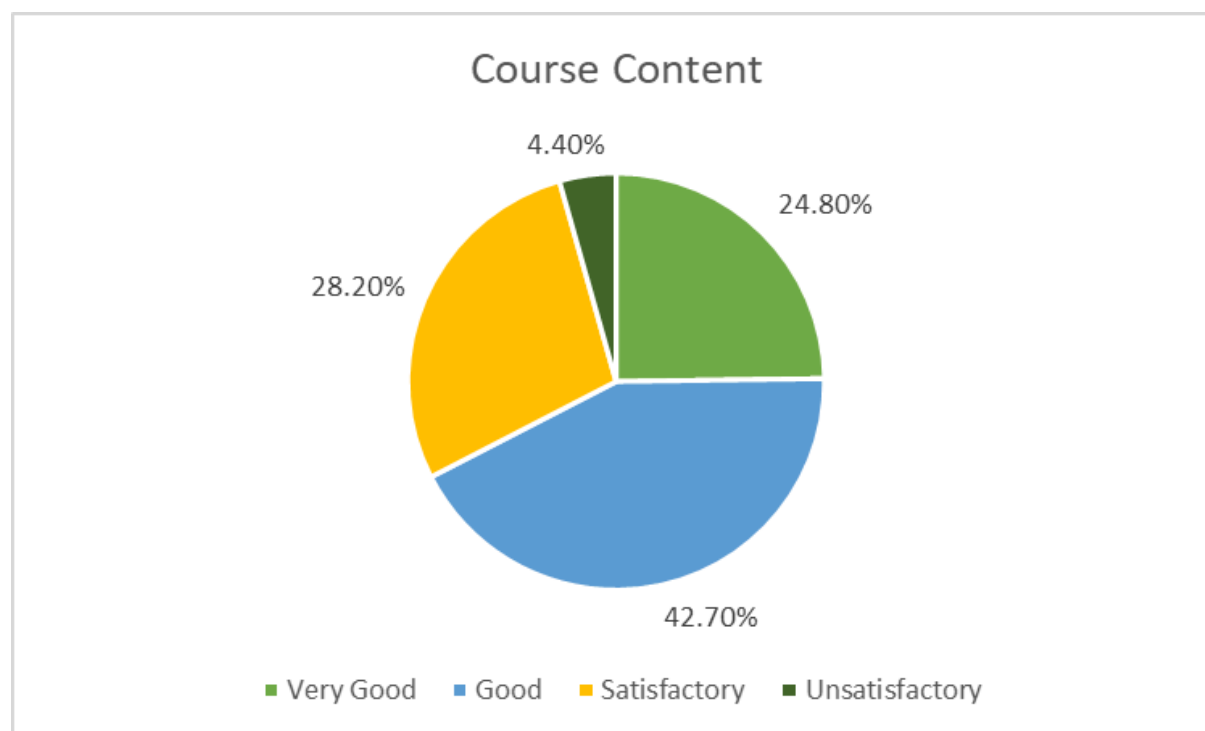
Student Feedback on Courses

S.N.	Aspect	Very Good	Good	Satisfactory	Unsatisfactory
1	Course Content	24.8%	42.7%	28.2%	4.4%
2	Adequacy of Course Content	17.4%	52.1%	27.3%	3.2%
3	Scope for Innovative Teaching Methods	26.6%	31.7%	32.1%	9.4%
4	Learning Value	26.6%	35.3%	31.7%	6.4%
5	Availability of Reading Material	37.4%	31.7%	22.2%	8.7%
6	Overall Rating	19.7%	51.6%	25.7%	2.1%

Overview

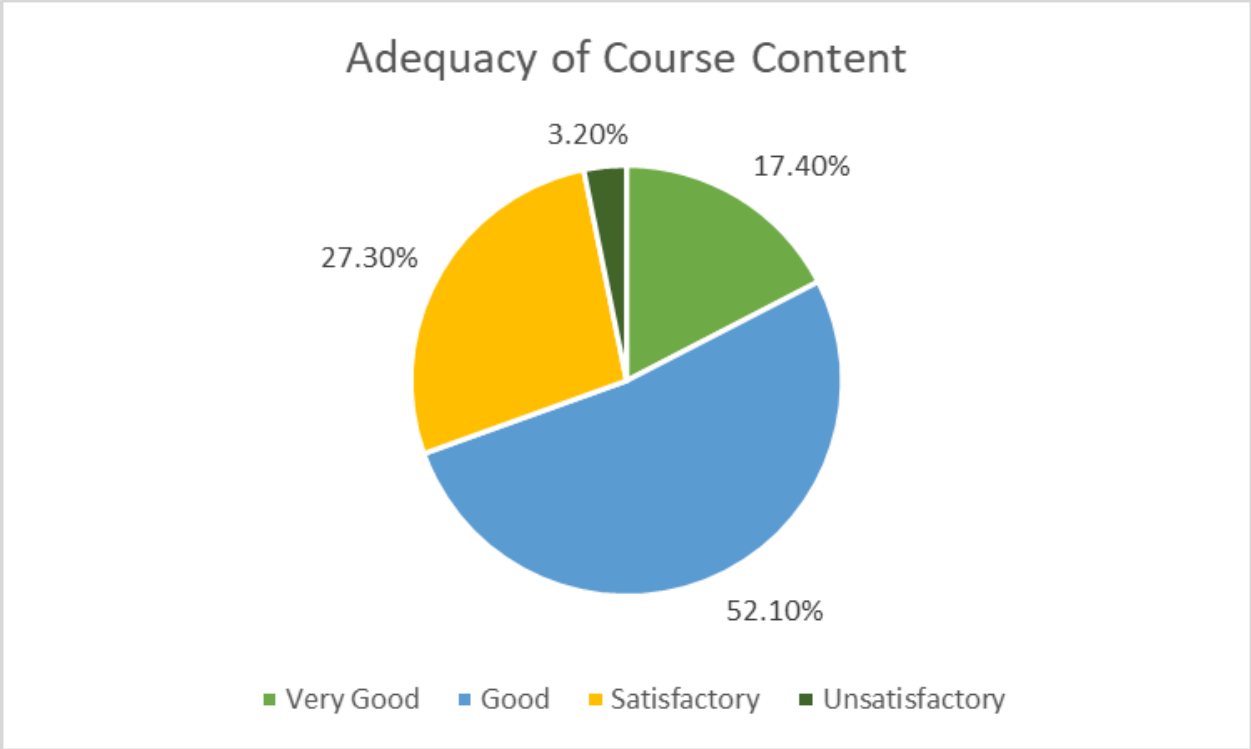
The student satisfaction survey conducted among 436 students from diverse departments at Dev Sanskriti University reflects overall opinions on the courses offered, including aspects like course content, teaching methods, learning value, and availability of resources. This report synthesizes the key findings based on statistical analysis. The aim is to derive actionable insights to enhance the learning experience and address areas for improvement.

Key Aspects and Insights



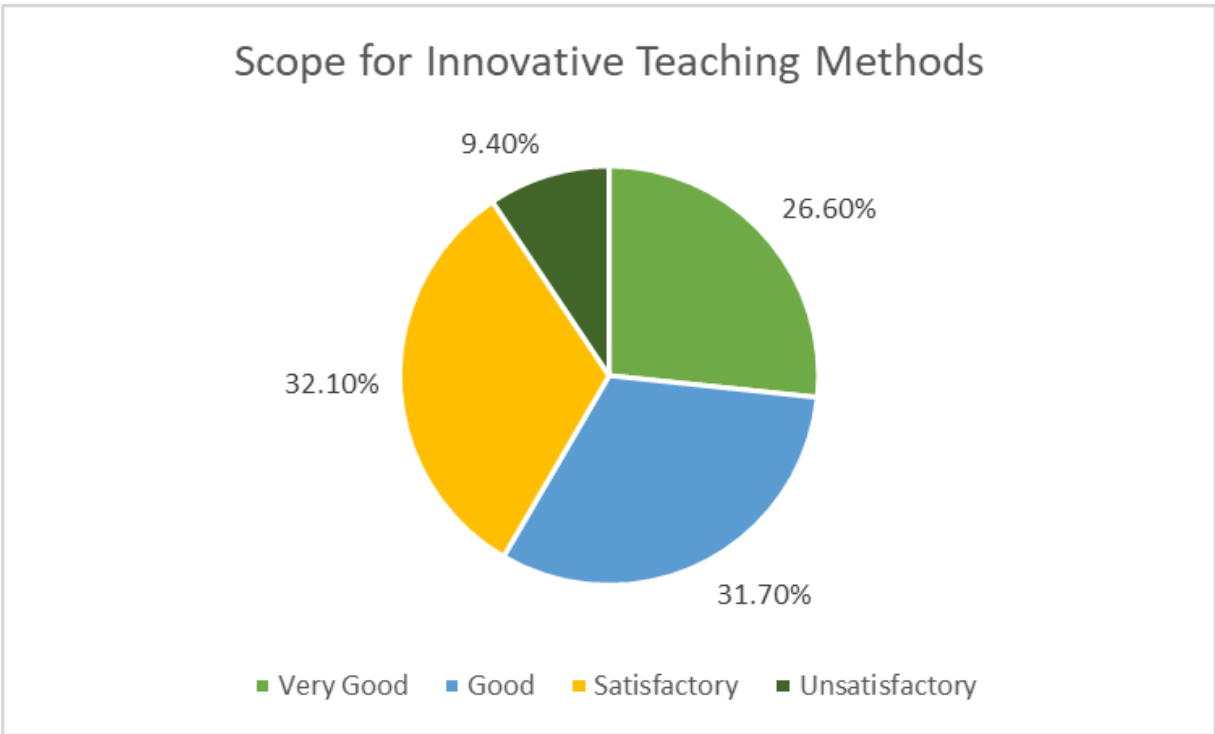
1. Course Content

Insight: A significant majority (67.5%) of students rated the course content as "Good" or "Very Good," indicating that the university's curriculum meets the educational expectations of many students. However, 28.2% find it only satisfactory, which calls for potential curriculum revisions to meet evolving educational standards.



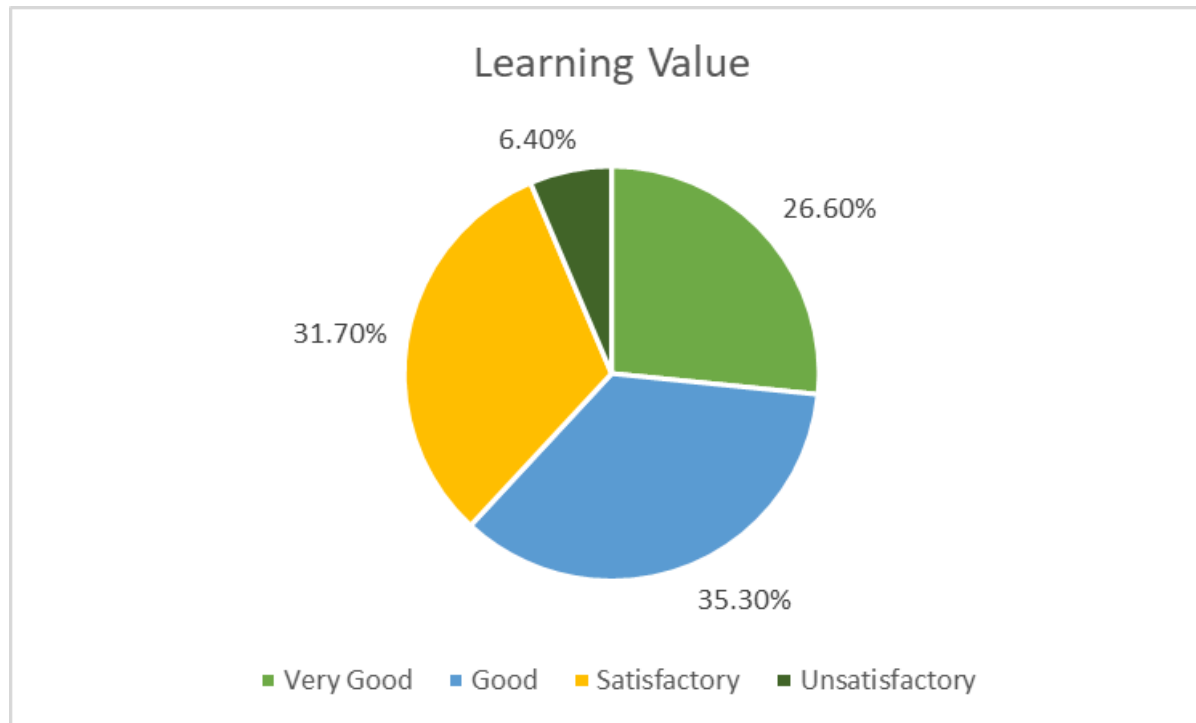
2. Adequacy of Course Content

Insight: A combined 69.5% of students rated the adequacy of the course content as "Good" or "Very Good," showing overall satisfaction. Nevertheless, 27.3% indicated the adequacy as merely satisfactory, suggesting a need for adjustments to better align the content with student needs and industry standards.



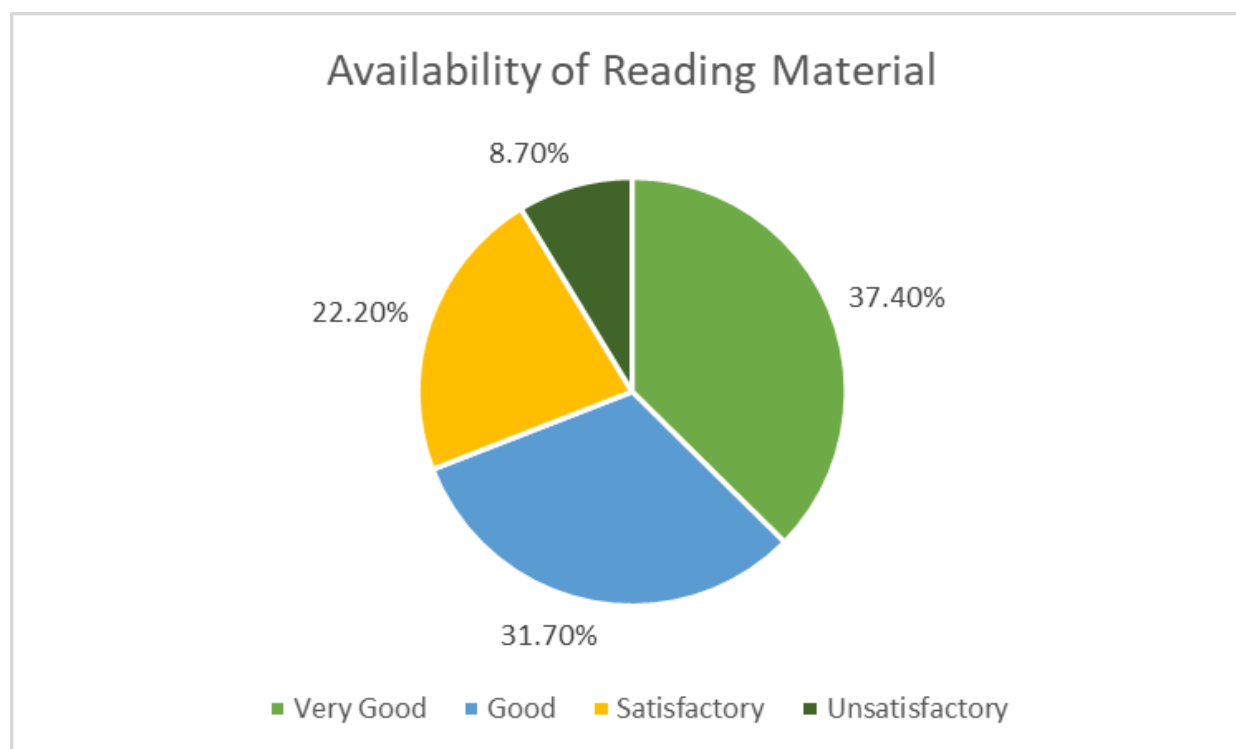
3. Scope for Innovative Teaching Methods

Insight: The university has a promising 58.3% of students who perceive good or very good scope for innovative teaching methods. However, 32.1% rated it as satisfactory, and a notable 9.4% find it unsatisfactory. The university could benefit from incorporating more diverse and interactive teaching strategies to keep up with global educational trends.



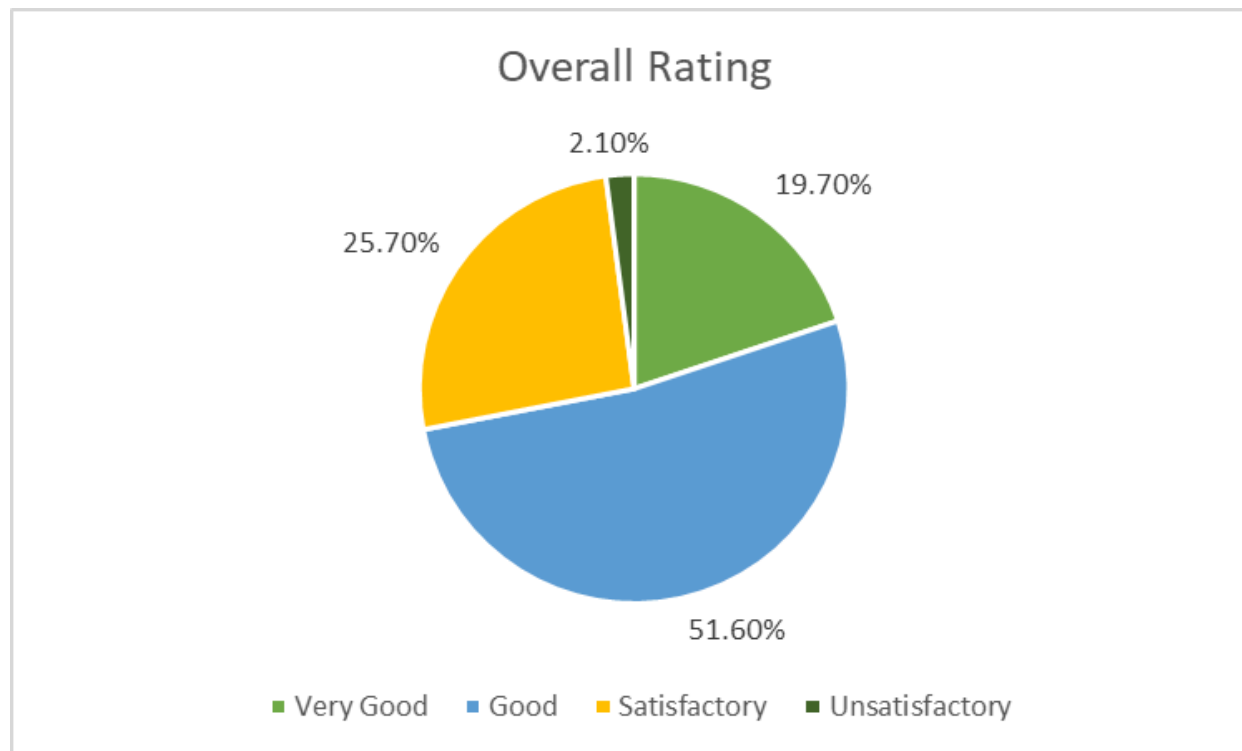
4. Learning Value

Insight: The overall learning value derived from courses is positive, with 61.9% of students rating it as "Good" or "Very Good." However, with 31.7% finding it satisfactory and 6.4% rating it as unsatisfactory, there is a need for improving learning outcomes by revisiting course objectives, teaching methodologies, and practical applications.



5. Availability of Reading Material

Insight: Availability of reading material scored well, with 69.1% of students rating it positively. The university should maintain or enhance access to comprehensive reading resources, while addressing the needs of the 8.7% who found the materials insufficient.



6. Overall Rating

Insight: Overall satisfaction is moderate, with 71.3% of students providing a positive evaluation. While this is encouraging, there is still a substantial portion (25.7%) who feel the courses are merely satisfactory, suggesting room for quality enhancement in both content and delivery.

Overall Impression

1. **High Satisfaction with Reading Material:** A considerable 69.1% of students rate the availability of reading material as "Good" or "Very Good." This reflects positively on the university's effort to provide essential academic resources to support student learning.
2. **Positive Learning Value:** More than 60% of students are satisfied with the learning value of the courses. This highlights the university's efforts in delivering educational content that meets a significant portion of student expectations.
3. **Innovative Teaching Potential:** About 58.3% of students see potential in innovative teaching methods, which reflects a forward-thinking approach in pedagogy.
4. **Leverage Technology for Interactive Learning:** The university can invest in digital tools like online simulations, virtual labs, and multimedia content to engage students better and increase the satisfaction with teaching methods.
5. **Curriculum Development:** Based on feedback, revising the curriculum to align more with industry standards and student expectations can enhance the learning experience, particularly for students rating the course content as merely satisfactory.
6. **Faculty Training:** Further training on innovative teaching methods, perhaps focusing on blended learning or flipped classroom techniques, can address the demand for greater creativity in pedagogy.
7. **Diverse Student Expectations:** Catering to a wide array of programs and departments means the university must balance general and specialized content, which can be difficult to standardize across such a varied student body.
8. **Resource Limitations:** While reading material availability is good, ensuring equal access to high-quality resources for all courses remains a challenge, as indicated by the 8.7% of unsatisfied students.

9. **Maintaining Consistent Quality:** As the student population grows, ensuring that teaching methods and course content remain engaging and up-to-date across all departments will require continuous effort from both administration and faculty.

Conclusion

The student feedback survey presents a generally positive outlook, with the majority of students satisfied with the university's courses and resources. However, there are areas for improvement, particularly in the curriculum's depth, teaching innovation, and practical application. Addressing these issues through faculty training, curriculum revision, and technology integration can help the university maintain high academic standards and continue meeting student expectations.

Action Taken Report on the feedback given by the Students

Subject: Student Feedback on Course and Teaching Effectiveness

Overview	The university conducted a survey to assess student satisfaction with reading materials, course content, teaching methods, and overall learning value. The results indicate high satisfaction in certain areas but highlight opportunities for improvement in curriculum development and faculty training.	Action Taken
Reading Material	69.1% of students rated the availability of reading materials as "Good" or "Very Good." The university has consistently provided necessary academic resources. Action will be taken to ensure reading material availability across all departments, addressing the concerns of the 8.7% of unsatisfied students.	The Librarian needs to be informed about the availability of the Reading resources and to check out with the students on a regular basis to minimize the dis-satisfaction among the availability of the resources.
Learning Value	Over 60% of students expressed satisfaction with the learning value of the courses. The university will continue to focus on enhancing course quality to meet or exceed expectations	Academic audit is must and to ensure the efforts to maintain the learning value of the courses.
Teaching Methods	58.3% of students acknowledged the potential of innovative teaching methods. Plans to implement more digital tools such as online simulations, virtual labs, and multimedia resources will be explored to foster interactive learning environments	The University needs to look into more Digital Tools to ensure innovative teaching methods. Digital Labs are introduced. Usage of Multimedia resources needs to be incorporated more in teaching and learning.
Curriculum Development	Based on student feedback, the curriculum will be reviewed and updated to better align with industry standards and student interests. This aims to improve satisfaction among students who rated the course content as merely satisfactory.	The NEP 2020 is completely implemented and it will ensure the better understanding related with the Industry standards and students interest.
Faculty Development	Faculty training will be enhanced, with a focus on innovative teaching strategies such as blended learning and flipped classrooms. This is intended to improve creativity in pedagogy and respond to student demand for engaging teaching methods.	This needs to be addressed more on the Prominency. Blending Learning and flipped Classrooms needs to be a part of Faculties teaching Pedagogy.

Diverse Student Needs	The university recognizes the challenge of catering to varied programs and departments. A balance between general and specialized content will be sought to meet diverse student expectations.	The Deans (School), Dean (Faculty), The Heads need to address the situation on the Departmental level.
-----------------------	--	--

www.dsvv.ac.in



देव संस्कृति विश्वविद्यालय DEV SANSKRITI VISHWAVIDYALAYA

Gayatrikunj - Shantikunj, Haridwar -249411 (India)
email: info@dsvv.ac.in • web: www.dsvv.ac.in

Criteria 1

1.4.1: Structured feedback for curriculum and its transaction is regularly obtained from stakeholders like Students, Teachers, Employers, Alumni, Academic peers etc., and Feedback processes of the institution

Student Feedback on Teachers



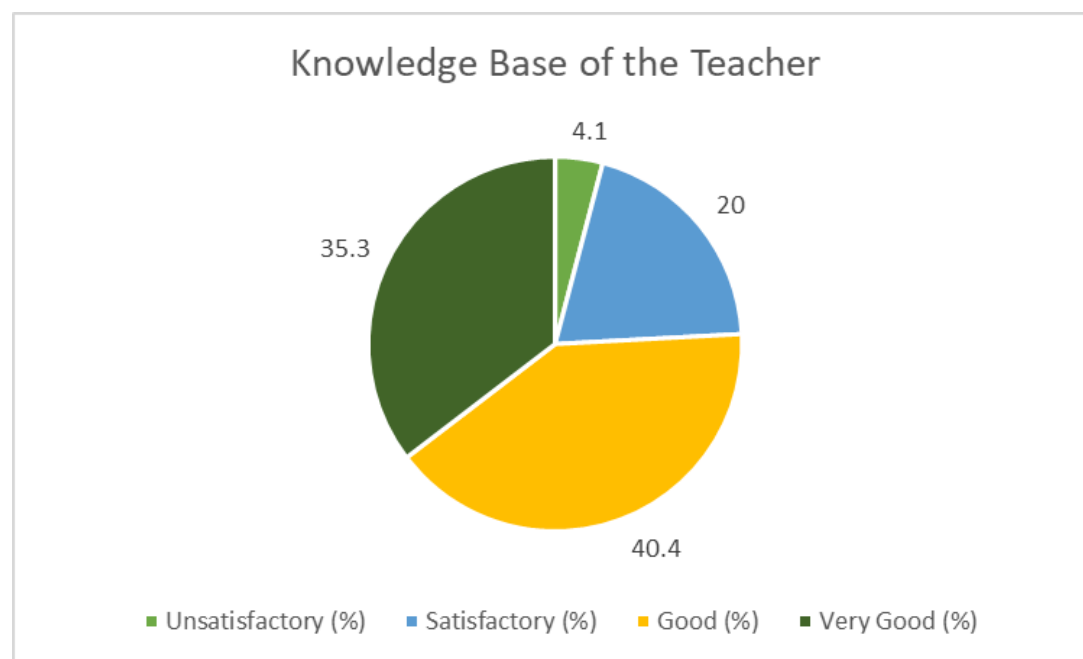
Student Feedback on Teachers

S.N.	Aspect of Teacher Evaluation	Unsatisfactory (%)	Satisfactory (%)	Good (%)	Very Good (%)
1	Knowledge Base of the Teacher	4.1	20	40.4	35.3
2	Communication Skills	3	21.1	42.4	33.5
3	Sincerity and Commitment	1.8	19.3	40.8	38.1
4	Interest Generated in Class	8.3	20.6	40.6	30.5
5	Integration of Course Material with Environment/Issues	6.4	27.1	38.3	28
6	Teacher Availability for Consultations	5.7	19.5	42	32.6
7	Initiative in Formulating Topics	3	15.6	43.8	37.6
8	Regularity in Taking Classes	3.9	14.4	30.7	50.7
9	Completion of Course Thoroughly	5	28	37.4	29.6
10	Fairness in Evaluating Student Performance	5.3	21.6	40.1	32.8
11	Overall Rating of Teachers	0.7	16.1	53.9	29.1

Overview

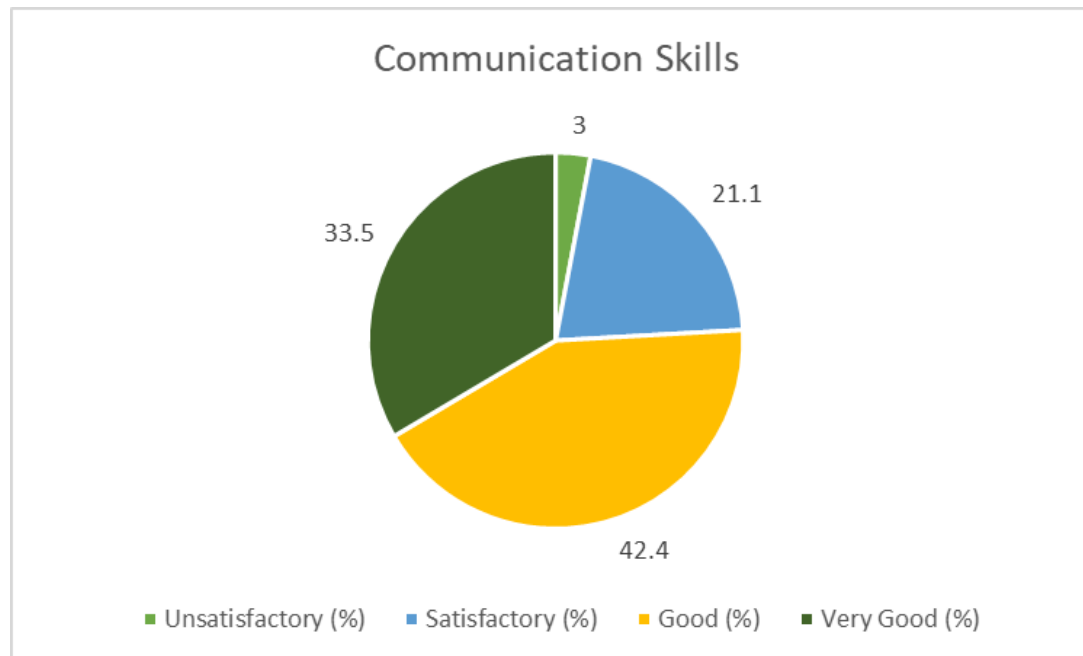
The student feedback survey conducted across 436 students from various departments at Dev Sanskriti University highlights their perceptions of teacher performance in key areas such as knowledge, communication, classroom engagement, and availability. This report consolidates the survey data into tabular insights, along with an in-depth reflection on the various facets of teaching quality and its impact on student satisfaction. The analysis will indirectly touch upon areas for growth, improvement, and enhancement.

Key Aspects and Insights



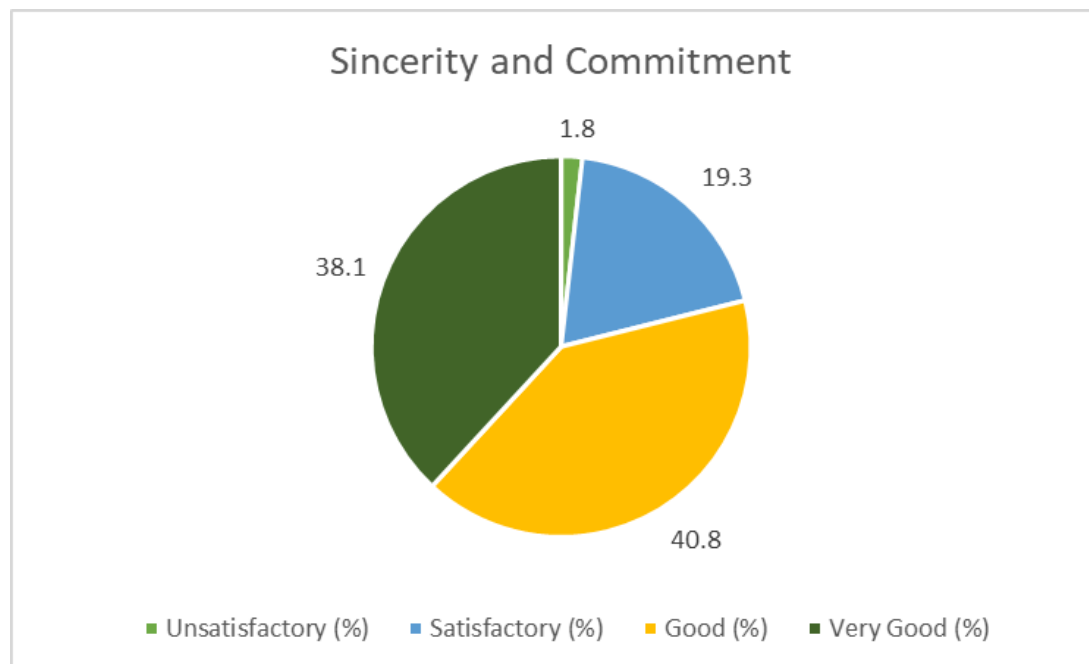
1. Knowledge base of the teacher

Insight: A large majority (75.7%) of students rate the teachers' knowledge base as "Good" or "Very Good." This indicates that most teachers are well-versed in their subject areas, providing students with a solid foundation of knowledge. However, 24.1% rate the knowledge base as either "Satisfactory" or "Unsatisfactory," which highlights an opportunity for continuous improvement in teacher expertise.



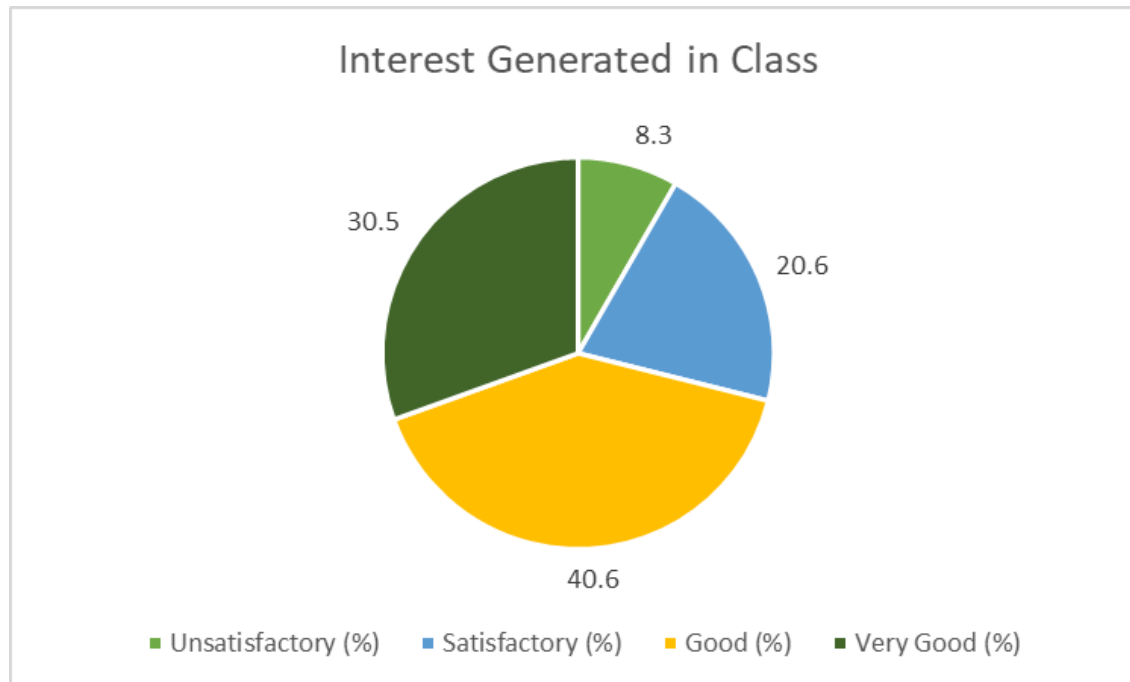
2. Communication Skills

Insight: Effective communication is critical in ensuring student understanding. With 75.9% of students rating communication skills as "Good" or "Very Good," it is clear that most faculty members are able to convey ideas effectively. However, a significant number (24.1%) still find communication to be only "Satisfactory" or "Unsatisfactory," indicating that some teachers may benefit from communication training or more dynamic presentation methods.



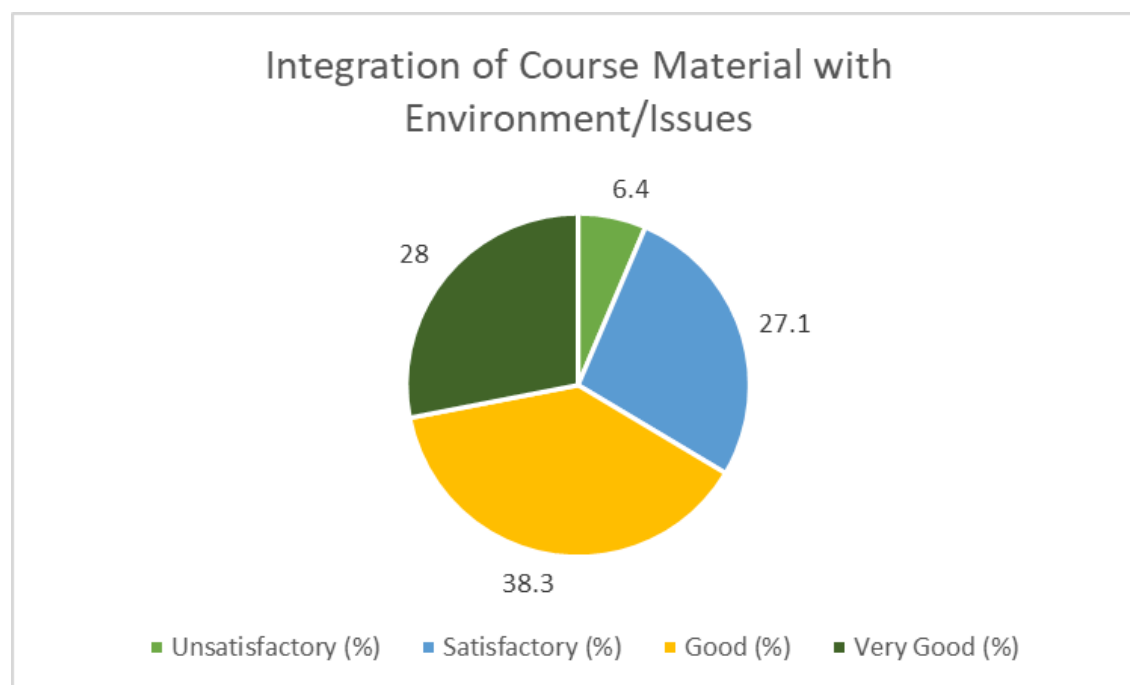
3. Sincerity and Commitment

Insight: A positive reflection on the commitment levels of teachers is shown, with 78.9% of students marking them as either "Good" or "Very Good." This suggests that teachers at the university display a commendable level of dedication and sincerity. However, with 21.1% providing a lower rating, there may be opportunities to further motivate and encourage consistency in teacher effort.



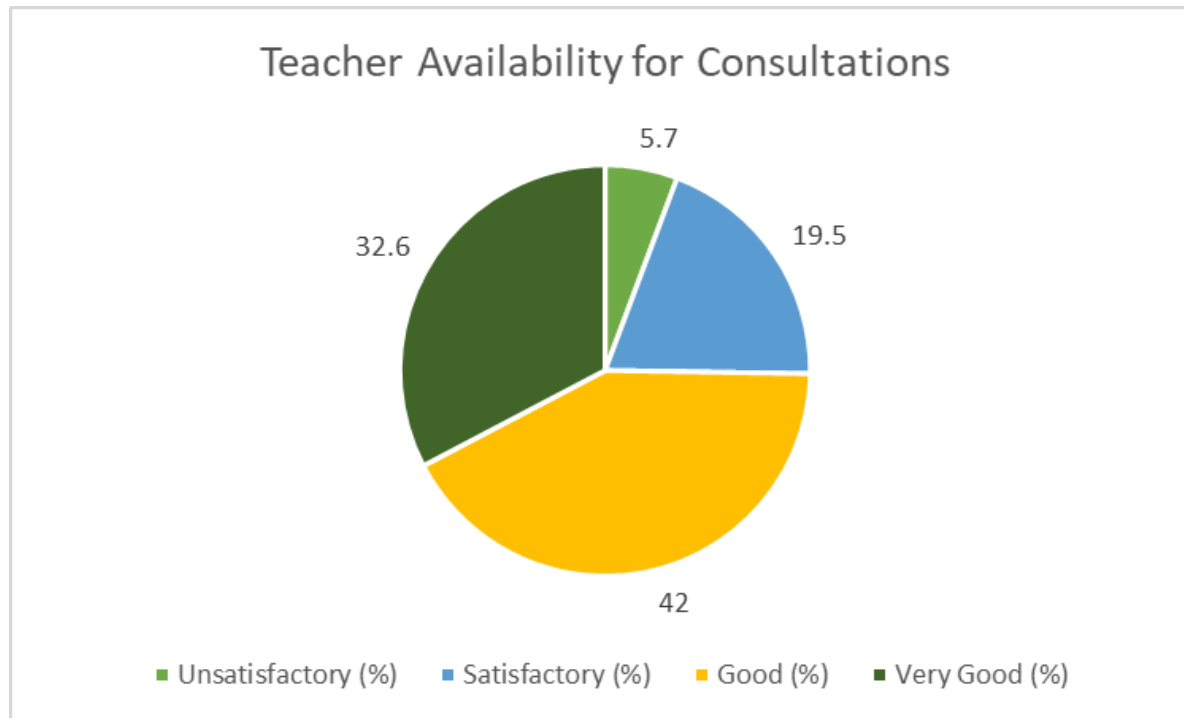
4. Interest Generated in Class

Insight: The ability of teachers to engage students and generate interest in the subject matter is crucial for educational success. Approximately 71.1% of students felt a positive level of interest generated in the classroom. However, 28.9% of students rated this aspect as "Satisfactory" or lower, revealing that some instructors may need to adopt more engaging and dynamic teaching techniques to sustain student interest.



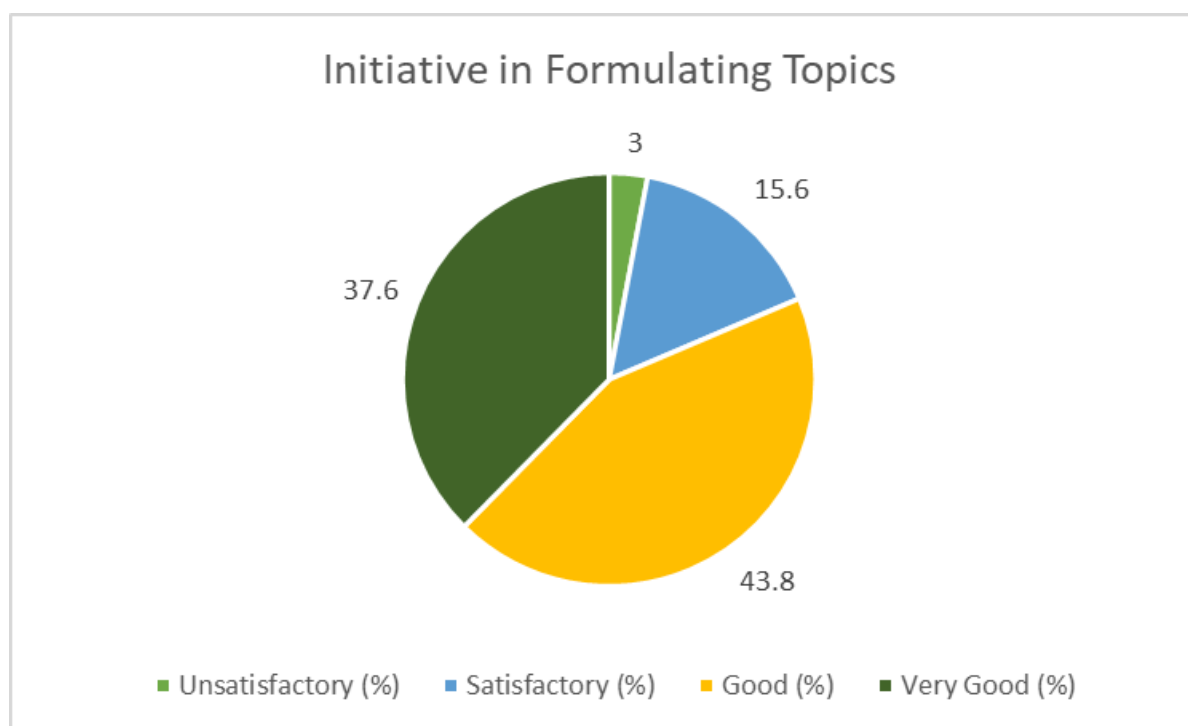
5. Integration of Course Material with Environment/Issues

Insight: The integration of course material with environmental and broader issues is an increasingly important aspect of modern education. With 66.3% of students rating this integration as "Good" or better, it shows that many teachers are adept at making connections between the curriculum and real-world problems. However, a sizable 33.5% find this area lacking, which suggests there is room for more holistic teaching that connects academic content with global challenges.



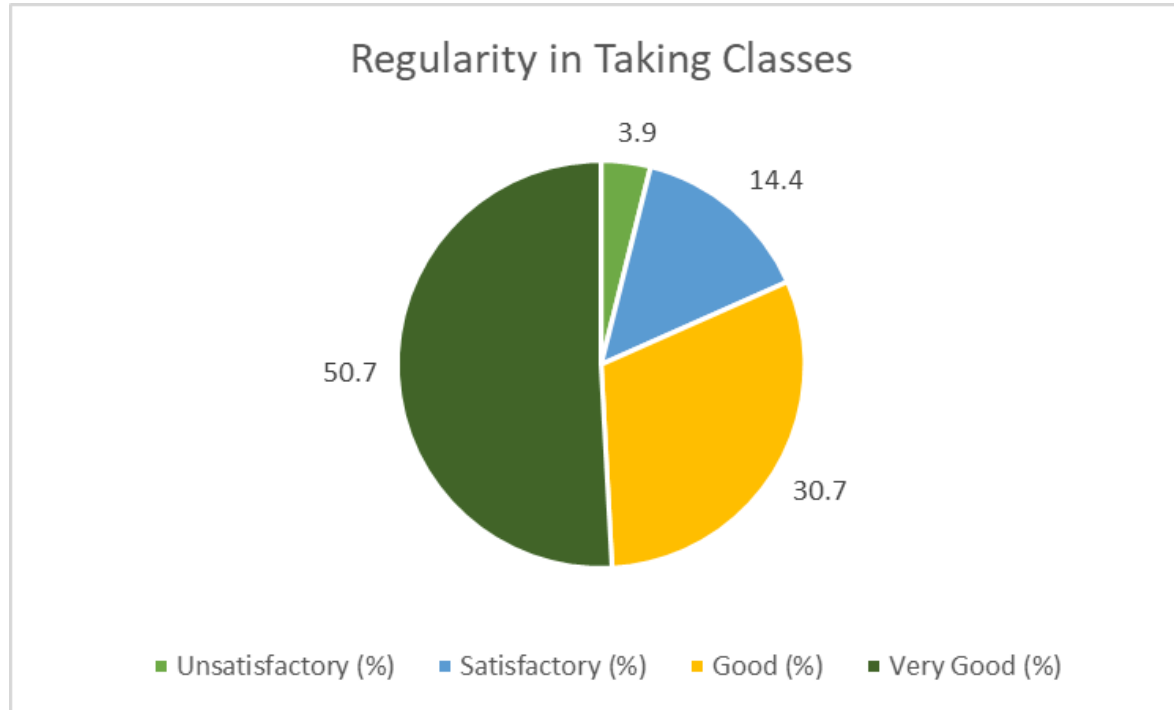
6. Teacher Availability for Consultations

Insight: Teacher accessibility outside of the classroom is crucial for student success, and 74.6% of students feel that teachers are sufficiently available for academic consultations. Nevertheless, 25.2% rated availability as "Satisfactory" or lower, suggesting that some faculty members may need to be more present for one-on-one guidance.



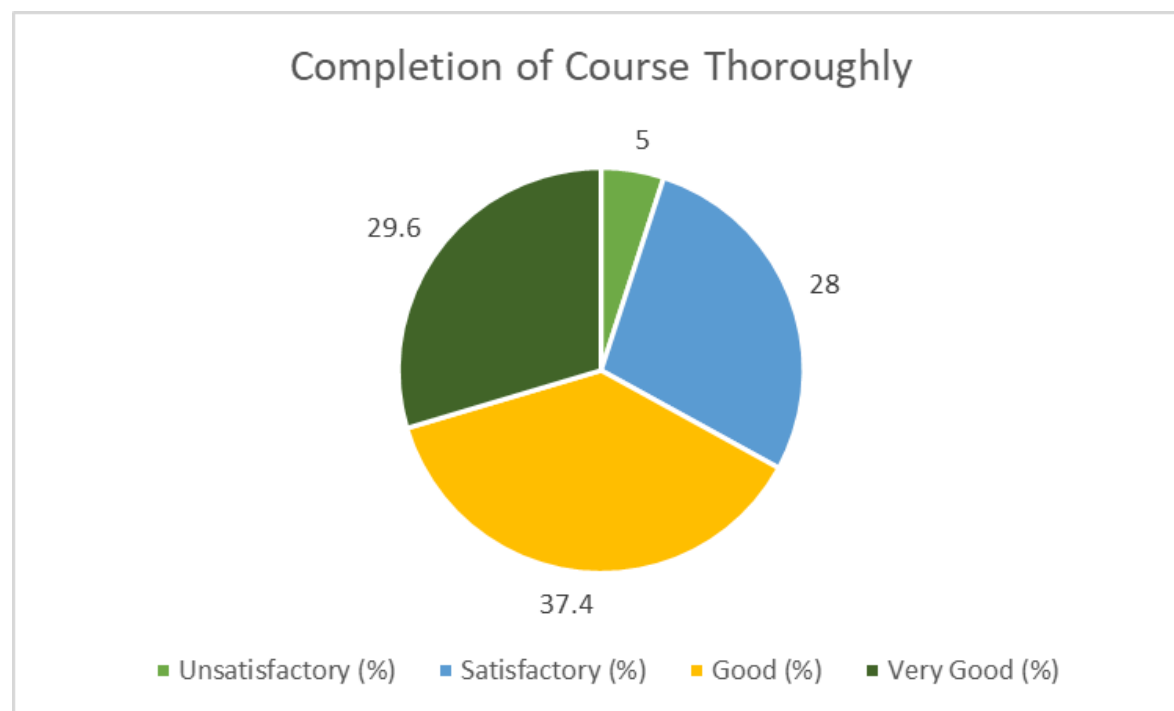
7. Initiative in Formulating Topics

Insight: Teacher initiative in creating engaging and relevant topics is positively viewed by 81.4% of students. The ability of faculty to take the initiative in formulating course topics seems well-received, although a small percentage still finds room for improvement.



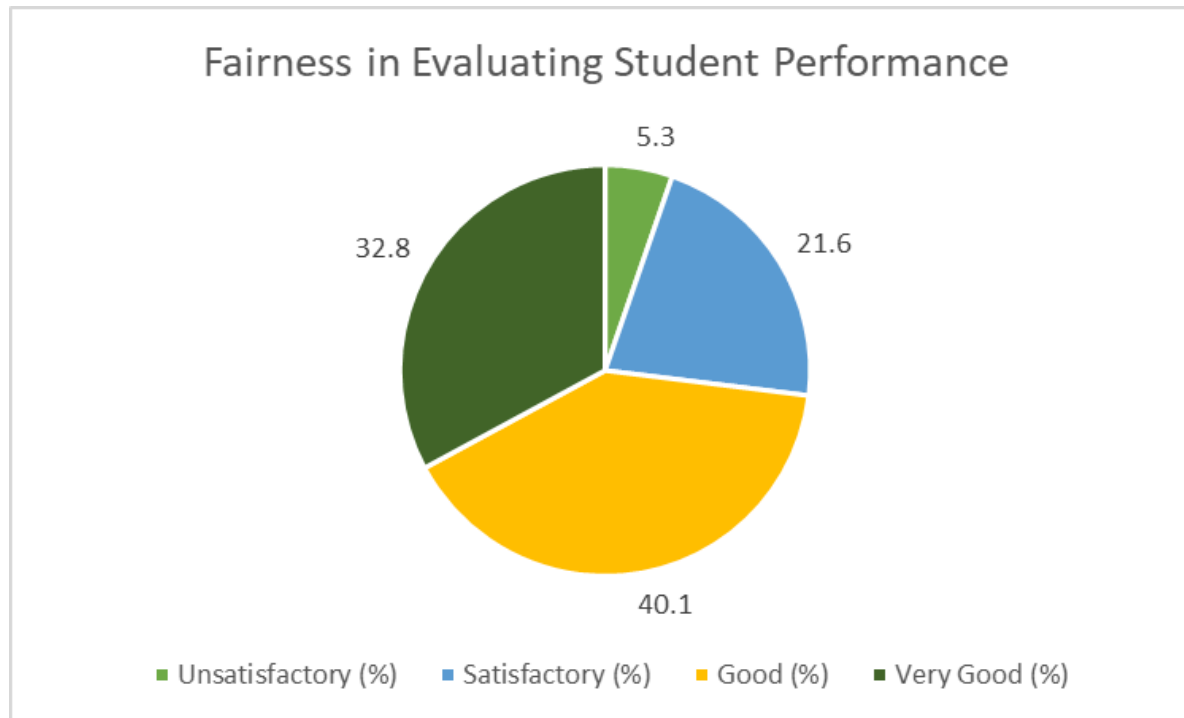
8. Regularity in Taking Classes

Insight: Regularity in taking classes is one of the strongest aspects, with 81.4% of students rating their teachers as "Good" or "Very Good." The high percentage of positive feedback suggests that most faculty members are dependable in terms of attendance and class engagement.



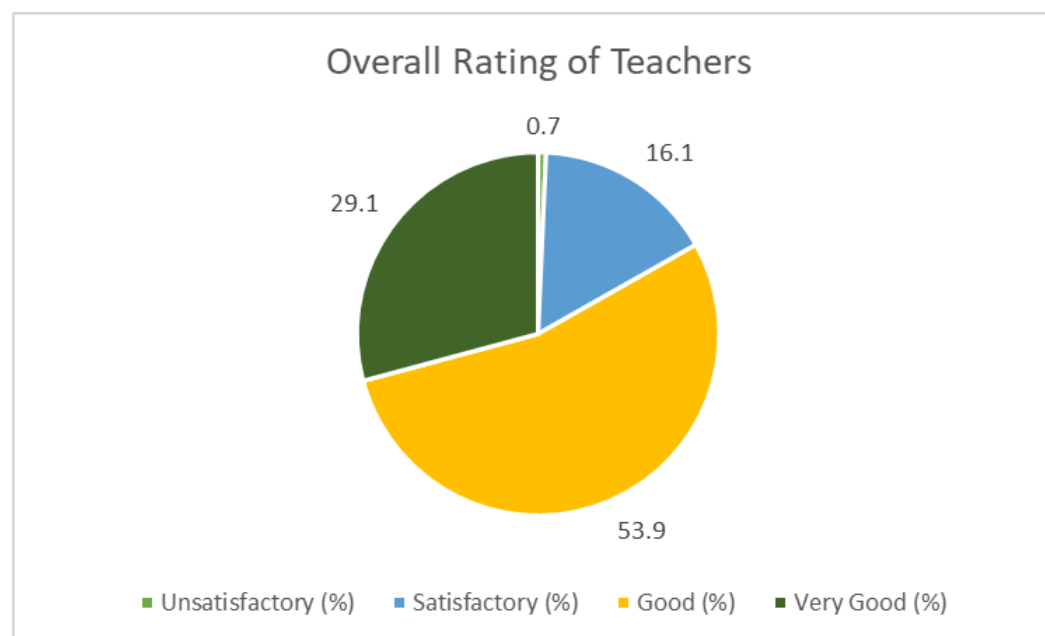
9. Completion of Course Thoroughly

Insight: Around 67% of students are satisfied with how thoroughly their courses are completed. However, 33% rated this area as "Satisfactory" or lower, indicating that some instructors may be struggling to finish the curriculum in a manner that meets student expectations.



10. Fairness in Evaluating Student Performance

Insight: Fairness in grading is a critical component of student satisfaction. Around 72.9% of students rated the evaluation process as "Good" or better, but 27.1% remain dissatisfied, reflecting that some inconsistencies may exist in grading practices.



11. Overall Rating of Teachers

Insight: The overall rating for teachers is overwhelmingly positive, with 83% of students providing a "Good" or "Very Good" assessment. This suggests that, on the whole, the faculty is meeting student expectations in terms of knowledge, communication, engagement, and availability.

Overall Impression

The survey data from 436 students reflects a positive overall opinion of the teachers at Dev Sanskriti University, particularly in areas such as regularity in taking classes and sincerity in commitment. A significant proportion of students

acknowledge the expertise and knowledge of their instructors, which is a foundational strength of the university's teaching staff.

There are, however, aspects that require attention. A notable proportion of students feel that teachers could further enhance their communication skills and generate more interest in classroom topics. While the commitment of the faculty is appreciated, engagement methods might need to be diversified to cater to the diverse learning preferences of the student body. The use of innovative pedagogical techniques, such as project-based learning and real-world integration of academic topics, may help increase student interest and motivation.

The availability of teachers for consultations also stands out as an area that can improve. Although most students feel their teachers are accessible, a segment of the population suggests that this accessibility is not uniform across all departments. Increasing structured opportunities for one-on-one interactions, such as office hours or mentorship programs, could bridge this gap.

Lastly, while the overall rating for teachers is encouraging, there are suggestions that fairness in grading and thoroughness in course completion could be more consistent across the board. Instituting more transparent grading rubrics and ensuring sufficient time is allocated to complete course syllabi may address these concerns.

In conclusion, the survey results are largely favorable, but they highlight several areas where targeted improvements could significantly elevate the quality of education at Dev Sanskriti University. With attention to communication methods, student engagement, and consultation availability, the university has the potential to further strengthen its teaching reputation and improve the student learning experience.

Action taken report on the students feedback - Teachers knowledge

Objective- Review and address key areas of student feedback to enhance faculty performance and teaching quality

Date:

Prepared by:

Action Point	Findings	/Recommendation	Action Taken
Class Regularity and Commitment	Majority of students acknowledge regularity in taking classes and strong commitment by the faculty.	Maintain current practices and reinforce the importance of regular class sessions and faculty commitment	Regularity of the Teachers is appreciable and Deans, HoD's must ensure this habit on by and large.
Expertise and Knowledge	Students highly appreciate the subject matter expertise and knowledge of teachers	Continue providing professional development opportunities to enhance subject expertise	The faculties need to be motivated with enhancing the knowledge on a regular basis with new Trends, Technologies and Traits.
Communication Skills and Engagement	Some students express a need for improvement in teachers' communication	Conduct workshops for faculty on enhancing communication techniques.	Workshops and Training modules will be implemented into the current academic year to

	skills and classroom engagement methods.	Encourage the use of diverse pedagogical methods like project-based learning to boost engagement	enhance the faculties communication skills and engagement.
Consultation Availability	A segment of students feel that teachers' availability for consultations is inconsistent across departments.	Implement structured office hours and mentorship programs to ensure equal availability for all students across departments.	The Dean Academics, Dean of the school and the Department Heads need to look into the matter and the specific teachers need to be informed about their prompt presence in the department for Mentorship.
Fairness in Grading and Course Completion	Students suggest inconsistencies in fairness of grading and thoroughness in course completion.	Introduce transparent grading rubrics and ensure course syllabi are adequately covered within the timeframe. Regular audits to track progress in syllabus completion	Although the Grading is fair enough, if any discrepancies are being raised, it needs to deal with more promptness. The Dean Academics, Examination Controller, Department Heads needs to look into it more promptly and specific teachers need to be informed about the same.

Conclusion: The survey results reflect a positive overall impression of the faculty. However, improvements in communication skills, student engagement, consultation availability, and consistency in grading practices will further enhance the student learning experience.