

www.dsvv.ac.in



देव संस्कृति विश्वविद्यालय DEV SANSKRITI VISHWAVIDYALAYA

Gayatrikunj - Shantikunj, Haridwar -249411 (India)
email: info@dsvv.ac.in • web: www.dsvv.ac.in

Criteria 2

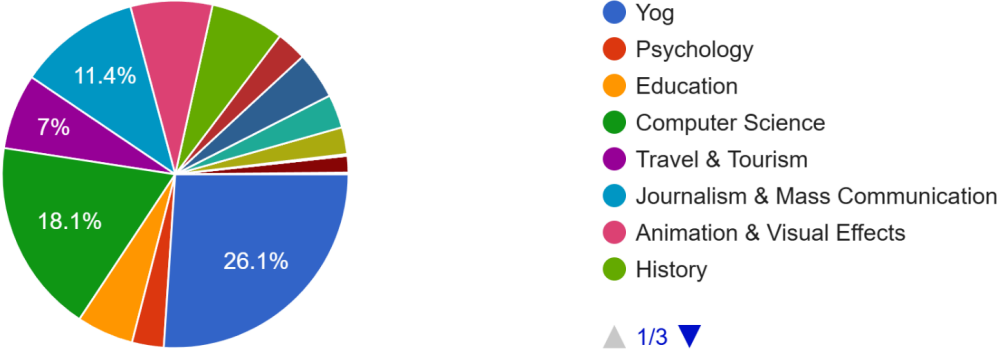
2.7.1: Online student satisfaction survey regarding teaching learning process

Student Satisfaction Survey (SSS) on overall institutional performance

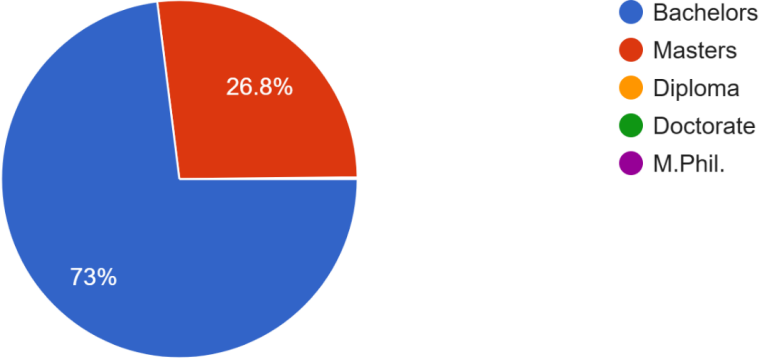


2.7.1 - Student Satisfaction Survey (SSS) on overall institutional performance

Department
641 responses

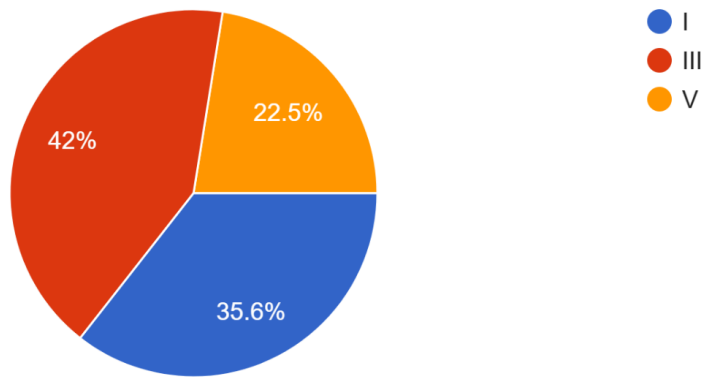


What degree program are you pursuing now ?
641 responses



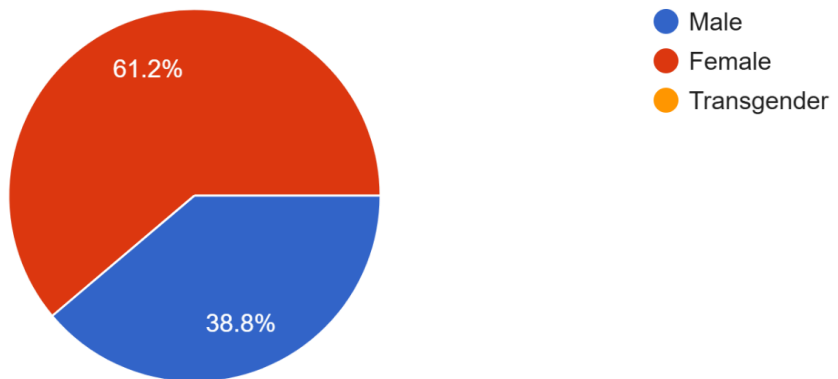
Semester

641 responses



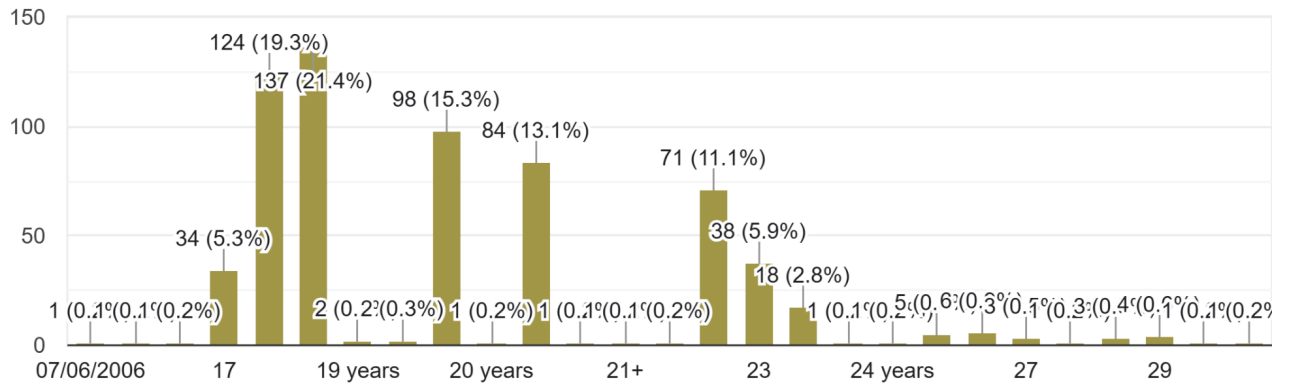
Gender

641 responses



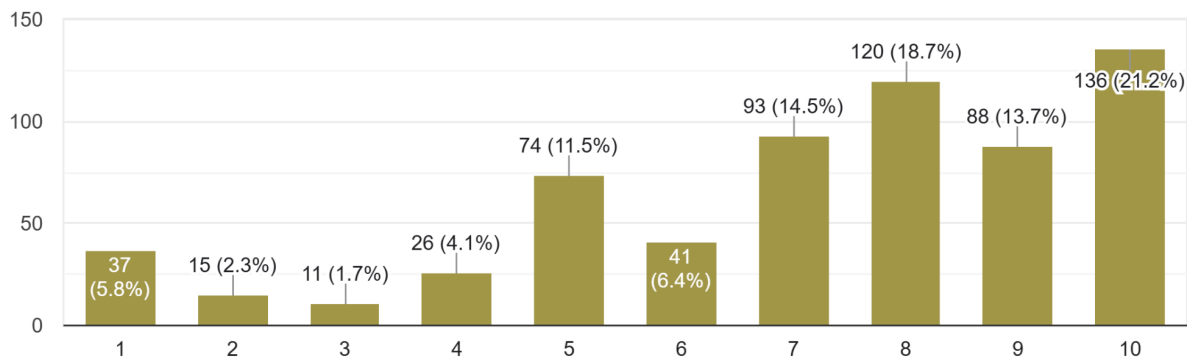
Age

641 responses



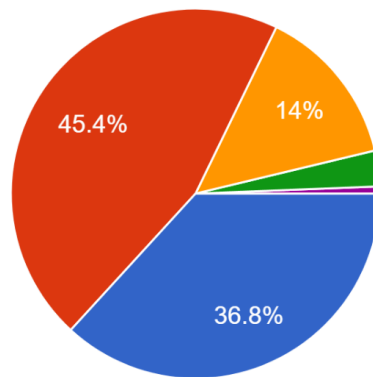
How is your overall experience of studying in DSVV ?

641 responses



How much of the syllabus was covered in the class ?

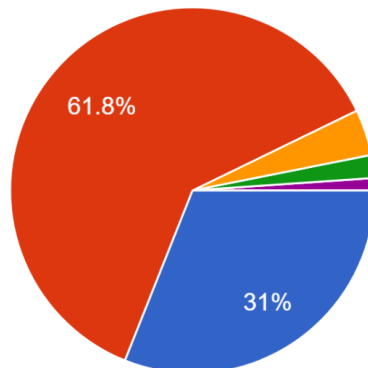
641 responses



- 85 to 100 %
- 70 to 84 %
- 55 to 69 %
- 30 to 54 %
- Below 30 %

How well did the teachers prepare for the classes ?

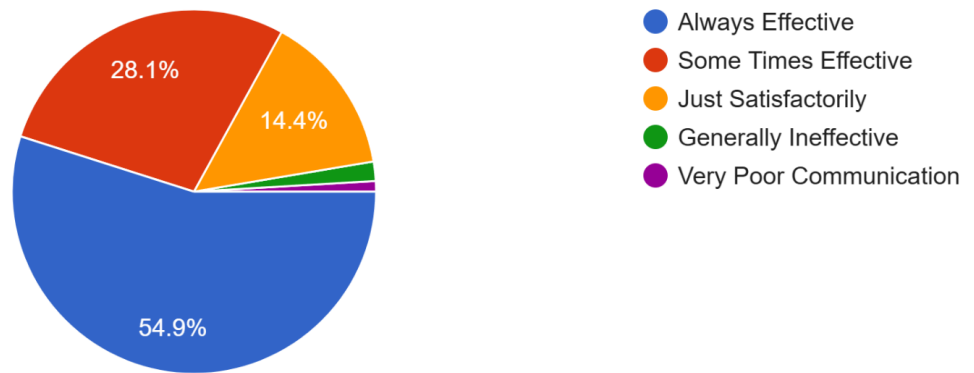
641 responses



- Thoroughly
- Satisfactorily
- Poorly
- Indifferently
- Won't teach at all

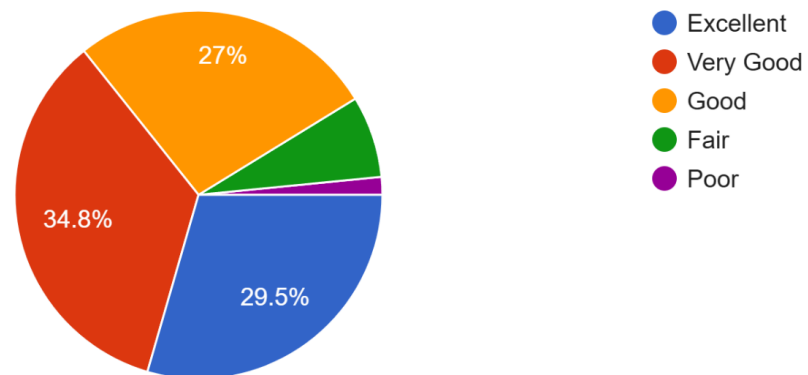
How well were the teachers able to communicate ?

641 responses



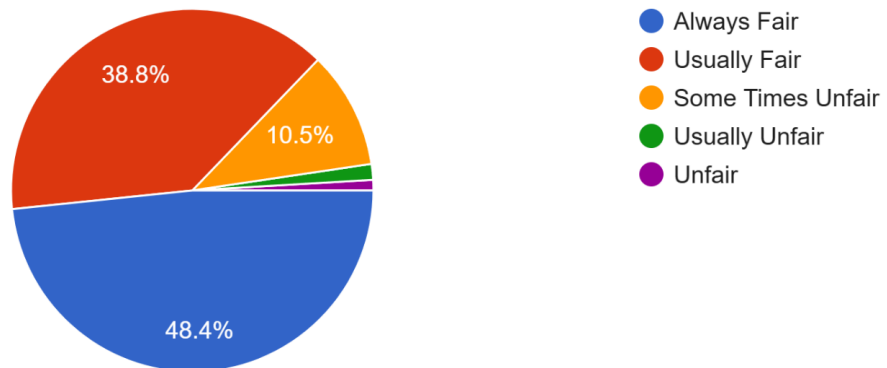
The teachers approach to teaching can best be described as

641 responses



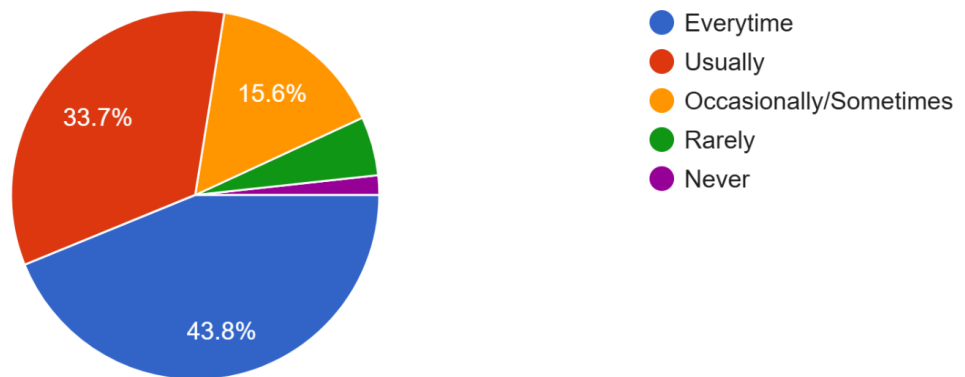
Fairness of the internal evaluation process by the teachers

641 responses



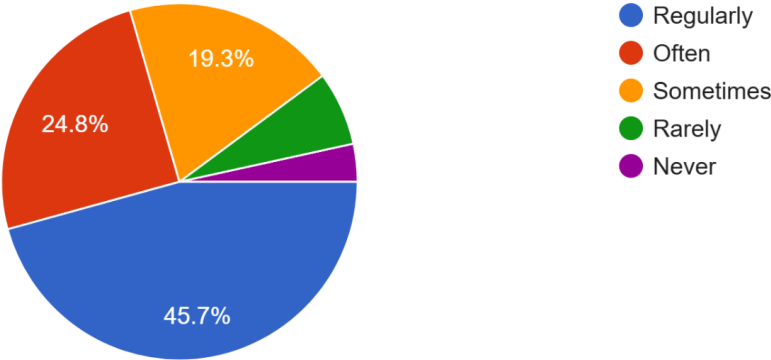
Was your performance in assignments discussed with you ?

641 responses



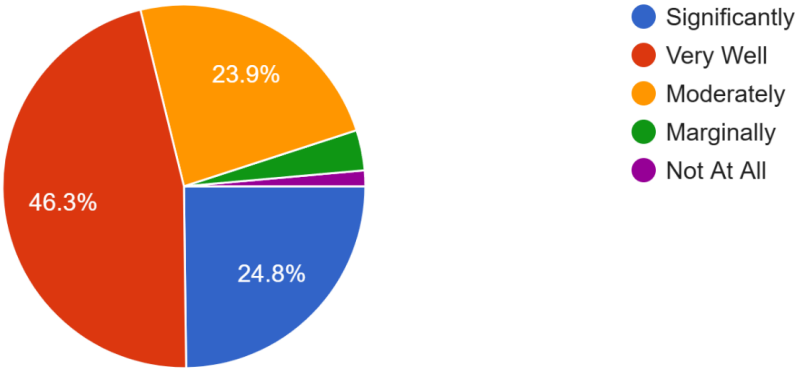
The Institute take active interest in promoting internship, student exchange, field visit opportunities for students

641 responses



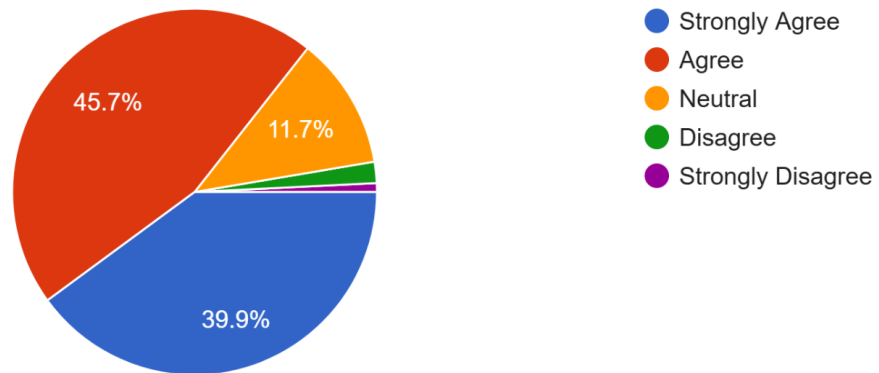
The teaching and mentoring process in your institution facilitates you in cognitive, social and emotional growth

641 responses



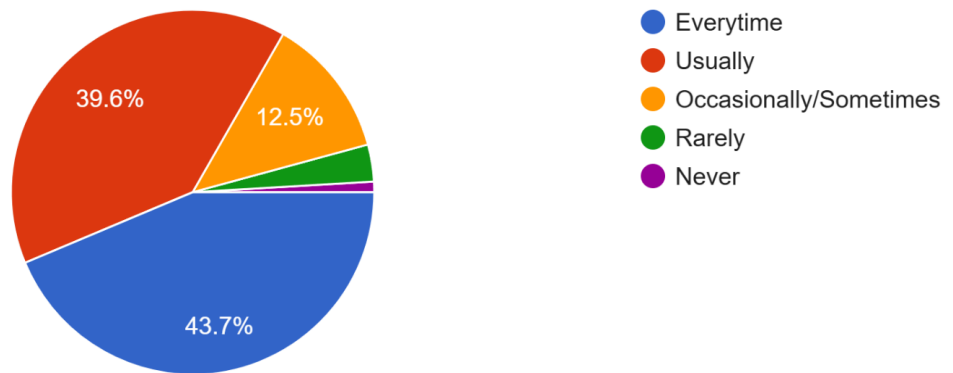
The institution provides multiple opportunities to learn and grow

641 responses



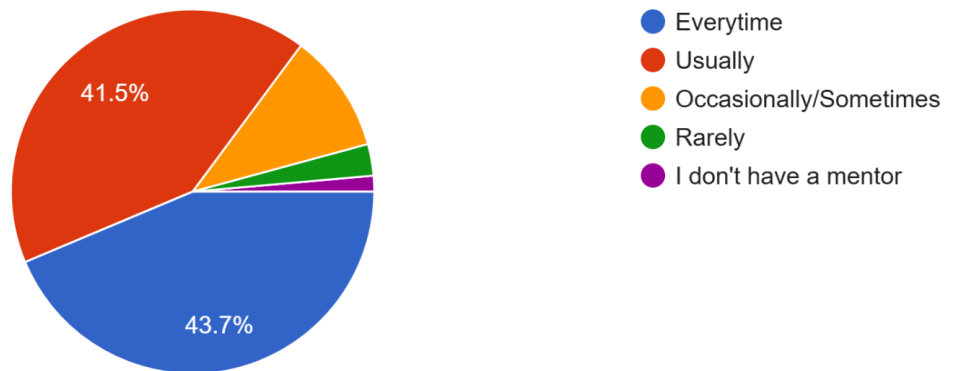
Teachers inform you about your expected competencies, course outcomes and program outcomes

641 responses



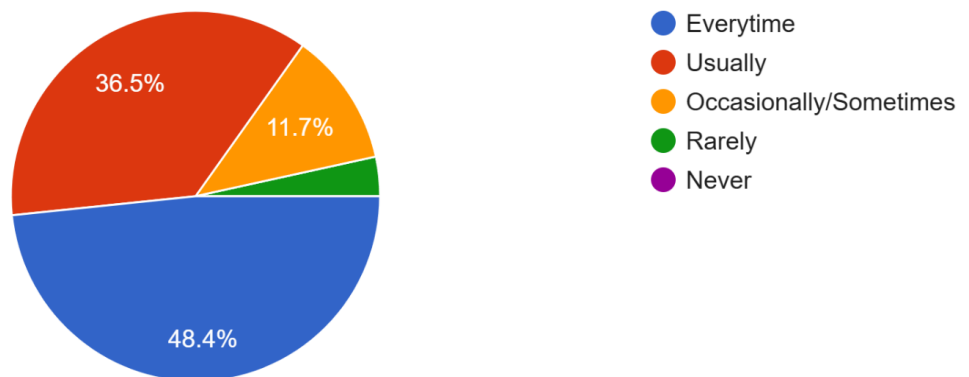
Your mentor does a necessary follow up with an assigned task to you.

641 responses



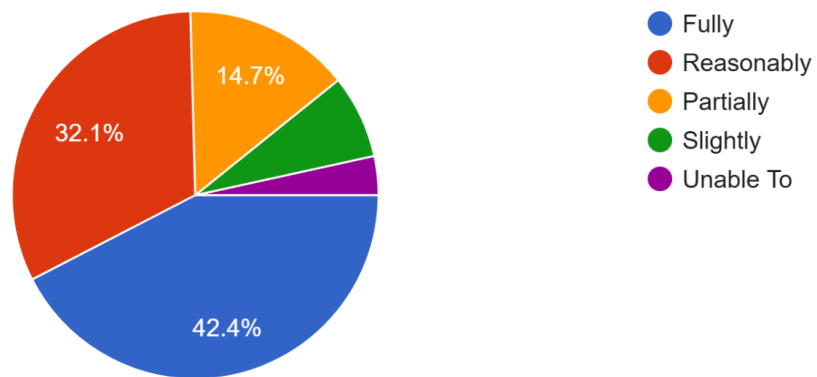
The teacher illustrate the concept through examples and applications.

641 responses



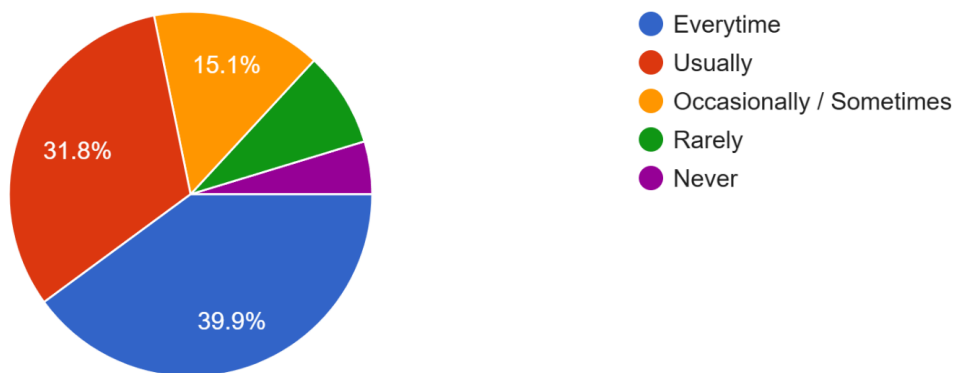
The teachers identify your strengths and encourage you with providing right level of challenges

641 responses



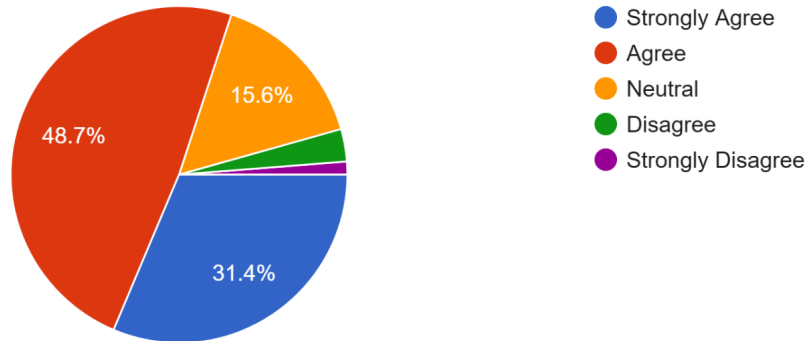
Teachers are able to identify your weakness and help you to overcome them

641 responses



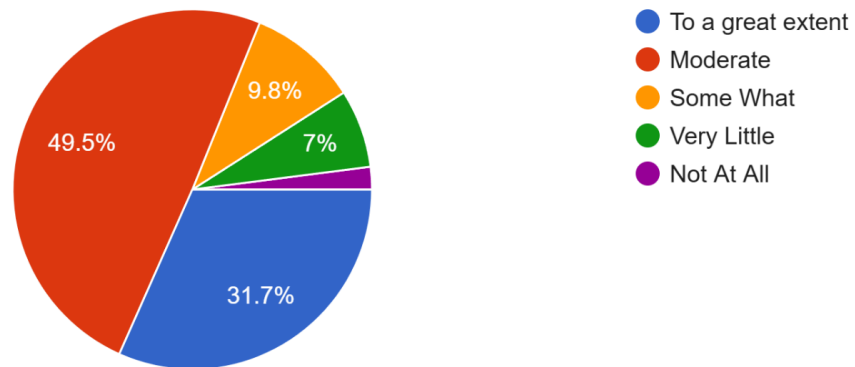
The Institution makes effort to engage students in the monitoring, review and continuous quality improvement of the teaching learning process

641 responses



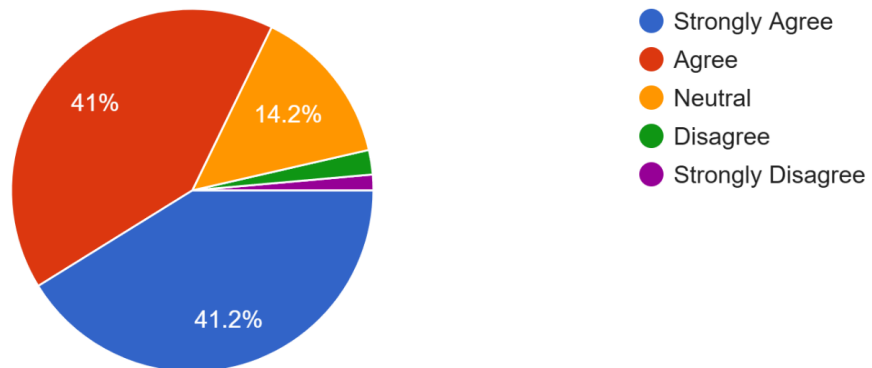
The institute/teachers use student-centric methods, such as experiential learning, participative learning and problem solving methodologies for enhancing learning experience

641 responses



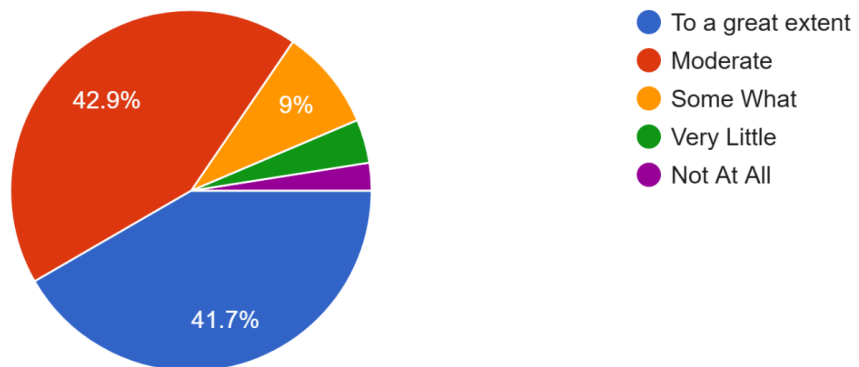
Teachers encourage you to participate in extra curricular activities

641 responses

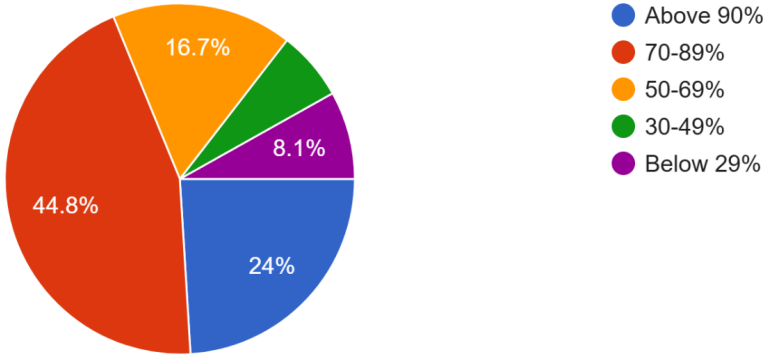


Efforts are made by institute/teachers to inculcate soft skills/life skills and employ ability skills to make you ready for the world of work

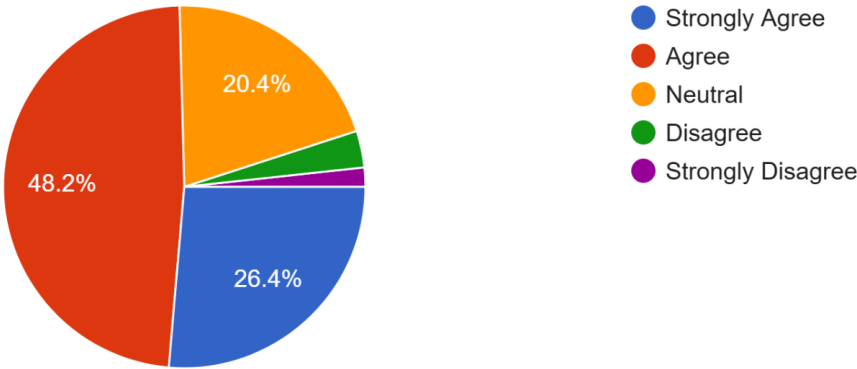
641 responses



What percentage of teachers use ICT Tools such as LCD Projectors, Multimedia etc. while teaching
641 responses



The overall quality of teaching learning process in your institute is very good
641 responses



Comprehensive Student Satisfaction Survey Report

Overview

This report summarizes the findings of the Student Satisfaction Survey conducted with 648 respondents from Dev Sanskriti University. The participants represent various departments and degree programs, giving a broad view of student perceptions regarding their academic experience. The survey reveals critical insights into the quality of education, learning environment, and areas for improvement.

Key Insights

1. Demographic Overview:

- **Departments:** The respondents belong to diverse academic departments, including Journalism, Rural Studies, and History. This reflects the multidisciplinary nature of the university.
- **Programs:** Most students are enrolled in bachelor's programs, while a smaller number are pursuing master's degrees. The students span different semesters, providing a cross-sectional view of experiences at various stages of their academic journey.
- **Gender and Age:** The gender distribution is fairly balanced, and most students are in the age group of 17-21, representing young adults at the beginning of their academic careers.

2. Academic Experience:

- **Overall Satisfaction:** A significant proportion of students (more than 80%) rated their overall experience at the university as positive. This indicates high levels of satisfaction with academic programs, campus life, and resources.
- **Teaching Quality:** Students have generally positive perceptions of the teaching quality. Most responses indicate that faculty members use engaging methods like examples and applications to explain concepts effectively.
- **Use of ICT Tools:** Over 70% of the students reported that teachers frequently use ICT tools (such as LCD projectors and multimedia) during lectures, which supports modern and interactive learning experiences.
- **Learning Resources:** Students appreciate the availability of educational materials, but some suggest improvements in areas like practical application and personalized guidance.

3. Institutional Strengths:

- **Innovative Teaching Methods:** The use of technology in classrooms is seen as a strength. ICT tools play a critical role in enhancing the teaching-learning process.
- **Quality of Faculty:** Students consistently report that teachers are well-prepared and provide clear explanations. This speaks to the dedication and competence of the faculty.
- **Holistic Learning Environment:** The university's focus on holistic development, as expressed in many comments, is appreciated by students. This encompasses

not only academic learning but also extracurricular activities that promote overall growth.

4. **Areas for Improvement:**

- **Practical Exposure:** Many students highlighted the need for more practical work and hands-on experiences. They suggested increasing opportunities for internships, workshops, and educational tours.
 - **Support and Feedback:** Students desire more regular feedback on their performance, particularly in identifying and addressing their academic weaknesses.
-

SWOC Analysis

Strengths:

1. **High-Quality Faculty:** The majority of students agree that teachers are knowledgeable and present material in an engaging manner. The use of examples and real-world applications adds value to the learning experience.
2. **Technology-Enhanced Learning:** With over 70% of teachers using ICT tools regularly, the university is embracing modern educational practices that appeal to tech-savvy students. This not only enhances engagement but also keeps the learning process dynamic and interactive.
3. **Positive Student Experience:** The overall satisfaction rates indicate that the university is successful in providing a fulfilling academic and social experience. Many students expressed pride in being part of the institution.
4. **Support for Holistic Development:** The institution's focus on holistic development, including spiritual and physical well-being, is appreciated by the students, especially given the unique nature of Dev Sanskriti University.

Weaknesses:

1. **Lack of Practical Exposure:** While the theoretical foundation is strong, there is a clear need for more practical learning experiences. Many students feel that the current curriculum does not adequately prepare them for real-world challenges.
2. **Limited Personal Guidance:** Some students indicated that they struggle with receiving personalized support and feedback. This suggests a gap in student-teacher interaction beyond regular lectures, which could be filled by mentoring or advising programs.
3. **Inconsistent Quality of ICT Usage:** Although a large percentage of teachers use ICT tools, the survey suggests variability in how effectively these tools are used. Some students felt that these tools were underutilized in certain subjects or by certain faculty members.

Opportunities:

1. **Expansion of Practical Learning:** The university has an opportunity to introduce more experiential learning opportunities such as internships, field trips, and practical workshops. These would help bridge the gap between theory and practice.

2. **Digital Learning Platforms:** With a growing reliance on ICT, there is potential to further integrate digital learning platforms like Learning Management Systems (LMS) to provide personalized feedback and track student progress more effectively.
3. **Collaboration and Partnerships:** Building partnerships with industries and other educational institutions could provide students with exposure to real-world applications of their studies. Collaborations for research, internships, and project-based learning could further enhance the student experience.
4. **Student Mentorship Programs:** Introducing structured mentorship programs where faculty or senior students guide younger students could help address the feedback and support gaps. Such programs would not only provide academic support but also career counseling and personal development advice.

Challenges:

1. **Maintaining Quality Amid Growth:** As the university grows and enrolls more students, maintaining the quality of education and personalized attention could become challenging. Balancing expansion with consistent quality control is crucial.
2. **Adapting to Rapid Technological Change:** The rapid pace of technological advancement means that the university must continually update its infrastructure and teaching methods to stay relevant. This can be resource-intensive and requires ongoing faculty development.
3. **Student Expectations:** With an increasingly diverse student body, meeting the varying expectations of students from different academic backgrounds and with different career aspirations can be difficult. Tailoring the academic experience to these diverse needs is a challenge.
4. **Competition from Other Institutions:** As higher education becomes more competitive, particularly with online learning gaining popularity, the university faces pressure to differentiate itself through unique programs, high-quality faculty, and advanced technological integration.

Conclusion

The Student Satisfaction Survey at Dev Sanskriti University reveals a generally positive outlook from students. The strengths of the institution lie in its committed faculty, modern teaching methods, and a supportive, holistic learning environment. However, there are clear areas for improvement, particularly in terms of practical learning experiences and personalized feedback. By addressing these gaps and capitalizing on the opportunities for growth, the university can continue to enhance student satisfaction and institutional performance.